

Brushy Creek Municipal Utility District

Fall
**TOWN
HALL**
Meeting

OCTOBER 3, 2019



BOARD OF DIRECTORS



- **Shean Dalton, President**
Place 5
 - **Donna B Parker, Vice-President**
Place 4
 - **Rebecca Tullos, Treasurer**
Place 1
 - **Kim Filiatrault, Secretary**
Place 3
 - **Michael Tucker, Asst. Treasurer/Secretary**
Place 2
-
- **Meetings 2nd & 4th Thursday of each month – Community Center**
 - **Open to Public**
 - **Agendas, Packet Materials, Minutes posted on bcmud.org**



PRESENTER

Mike Petter

Chief Financial Officer



DISTRICT ADVISORY COMMITTEES

Parks & Recreation Committee

1st Monday of each month at 6:30pm

Community Center Committee

2nd Monday of every month at 6:30pm

Utilities Infrastructure Committee

3rd Monday Feb, Apr, Aug, Oct at 6:30pm

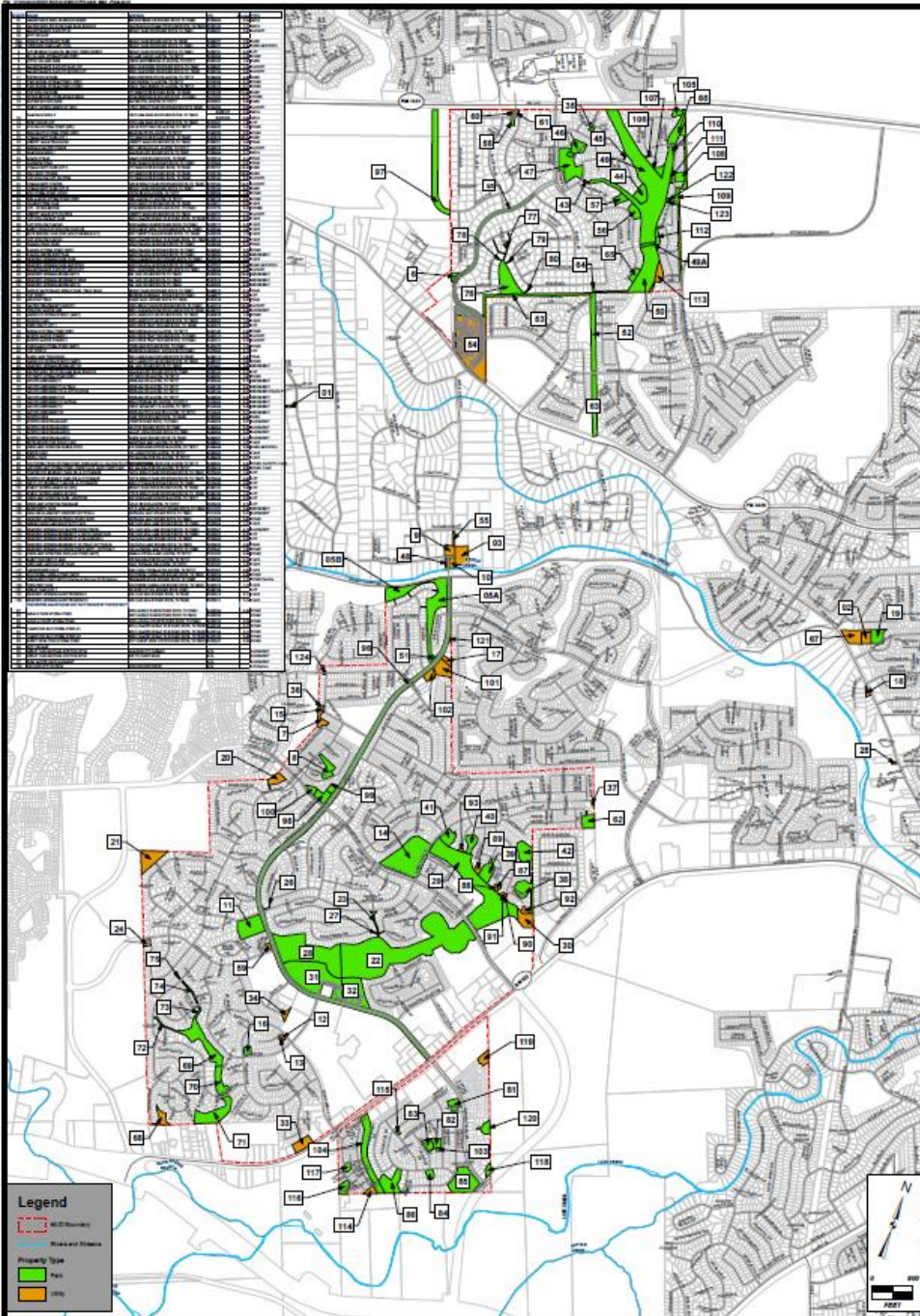
- **Provide Advice, Make recommendations to Board**
- **Agendas & Packet Materials posted on bcmud.org**

MEETING AGENDA

- **Fiscal Year 2020 Budget**
- **Financial Planning**
- **Utility Rates**

- ✓ **Budgets & Financial Reports posted to bcmud.org /Administration**
- ✓ **Drought Contingency Plan located at bcmud.org / Utilities**

MAP OF BRUSHY CREEK





Brushy Creek Municipal Utility District

District Goals 2018-2020

- 1. Diversified and Expanded Programming**
- 2. Branding and Awareness**
- 3. Service**
- 4. Regulatory and Management**
- 5. Partnerships**

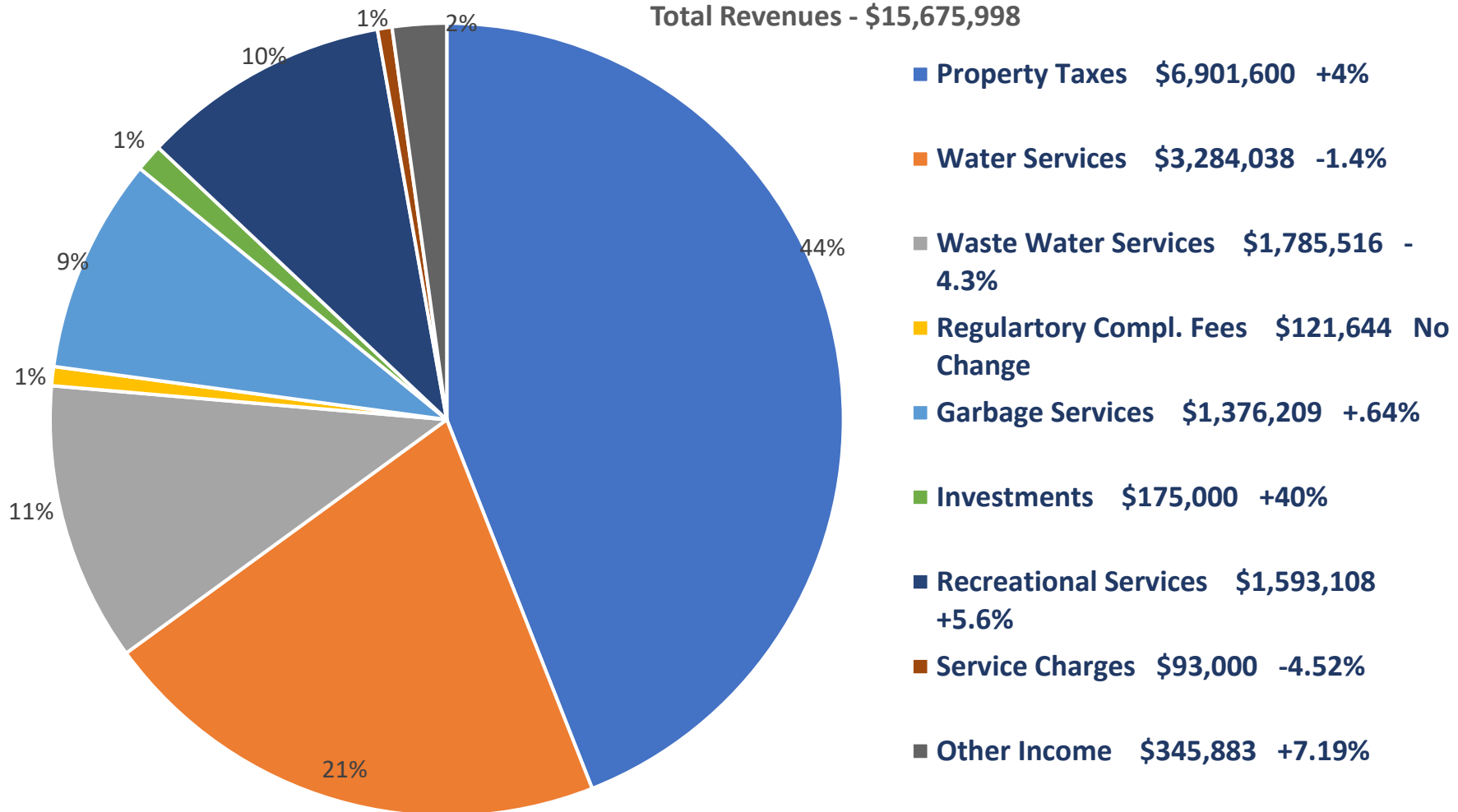


Fiscal Year 2020 Budget

Fiscal Year 2020 Budget



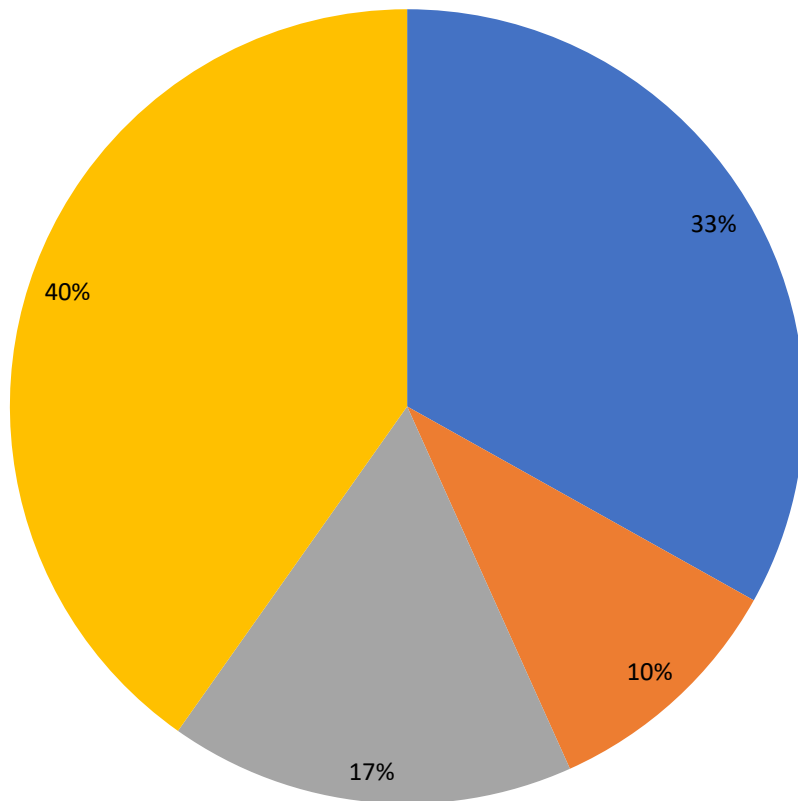
FY 2020 General Fund – Sources of Funding



Fiscal Year 2020 Budget



FY 2020 General Fund – Departmental Revenues



■ Utilities - Water, Waste Water, Regulatory Compliance Fees
\$5,191,198

■ Recreation - Community Center, Aquatics, Park Programs Fees
\$1,593,108

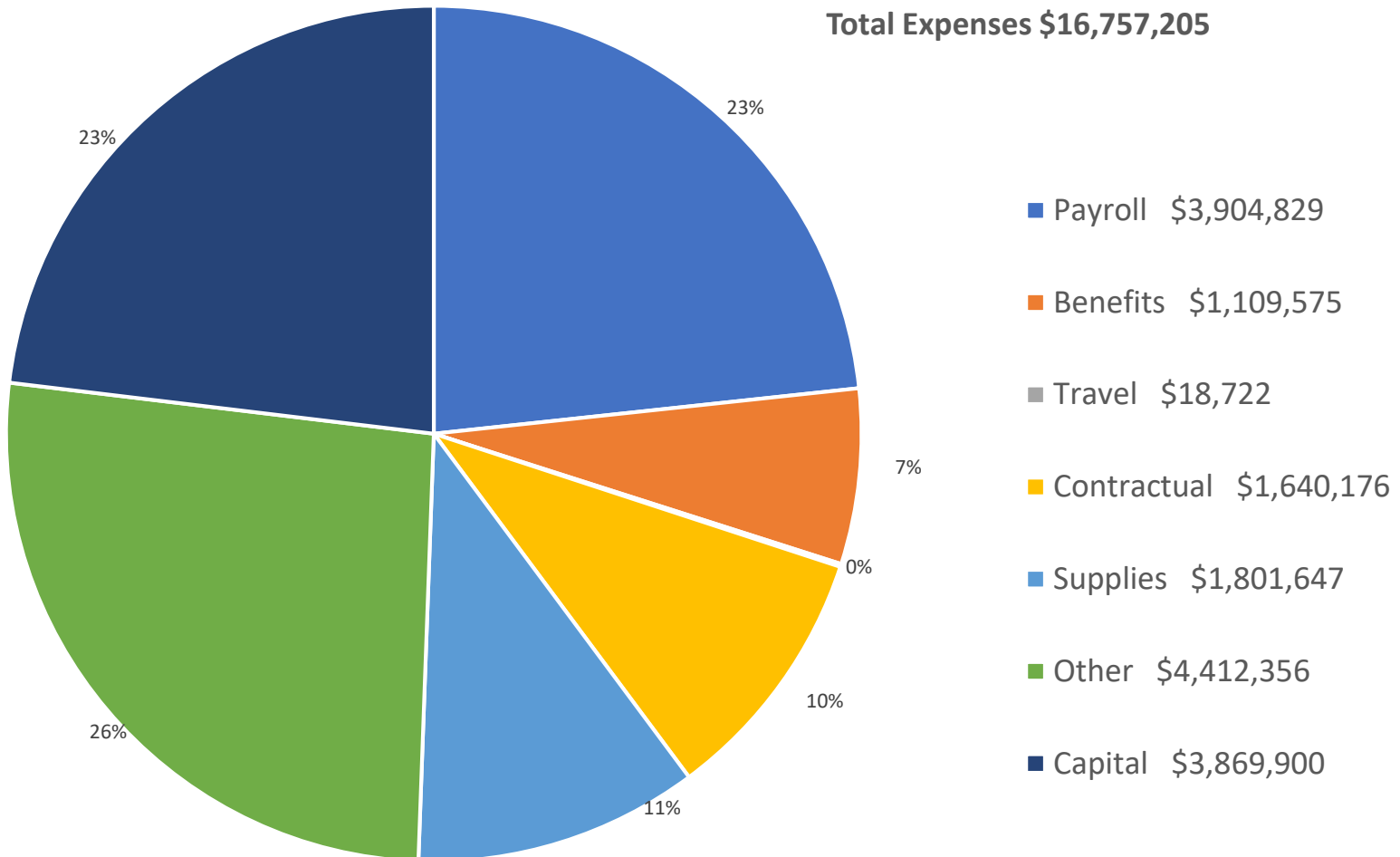
■ Maintenance - Property Taxes
\$2,588,100

■ Administration - Property Taxes, Fees, Solid Waste, Investment Income
\$6,303,592

Fiscal Year 2020 Budget

FY 2020 General Fund – Expenses

Total Expenses \$16,757,205

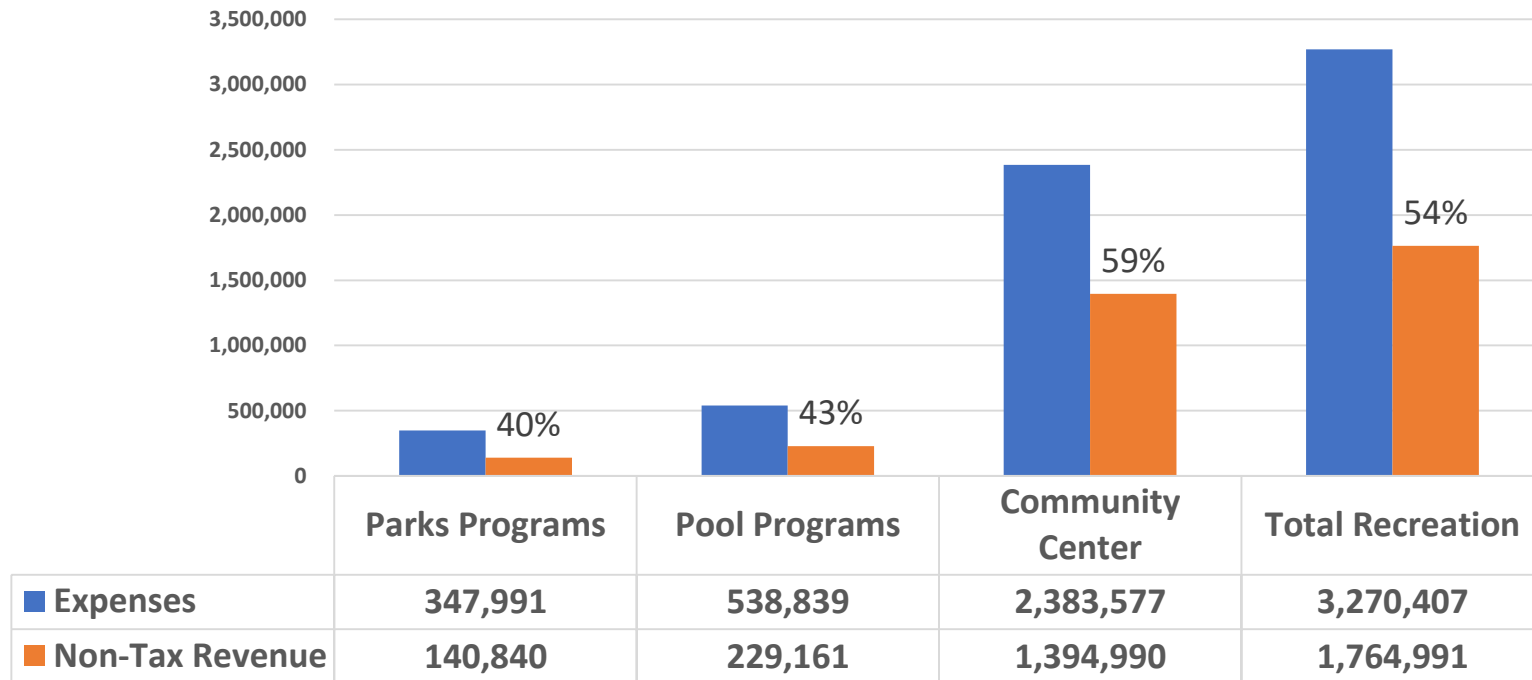


Fiscal Year 2020 Budget



FY 2020 General Fund – Expenses: Recreation

Recreation Fees - Funding Recreation Services



Before Capital Costs – Recreation recovers 54% of operating Costs.

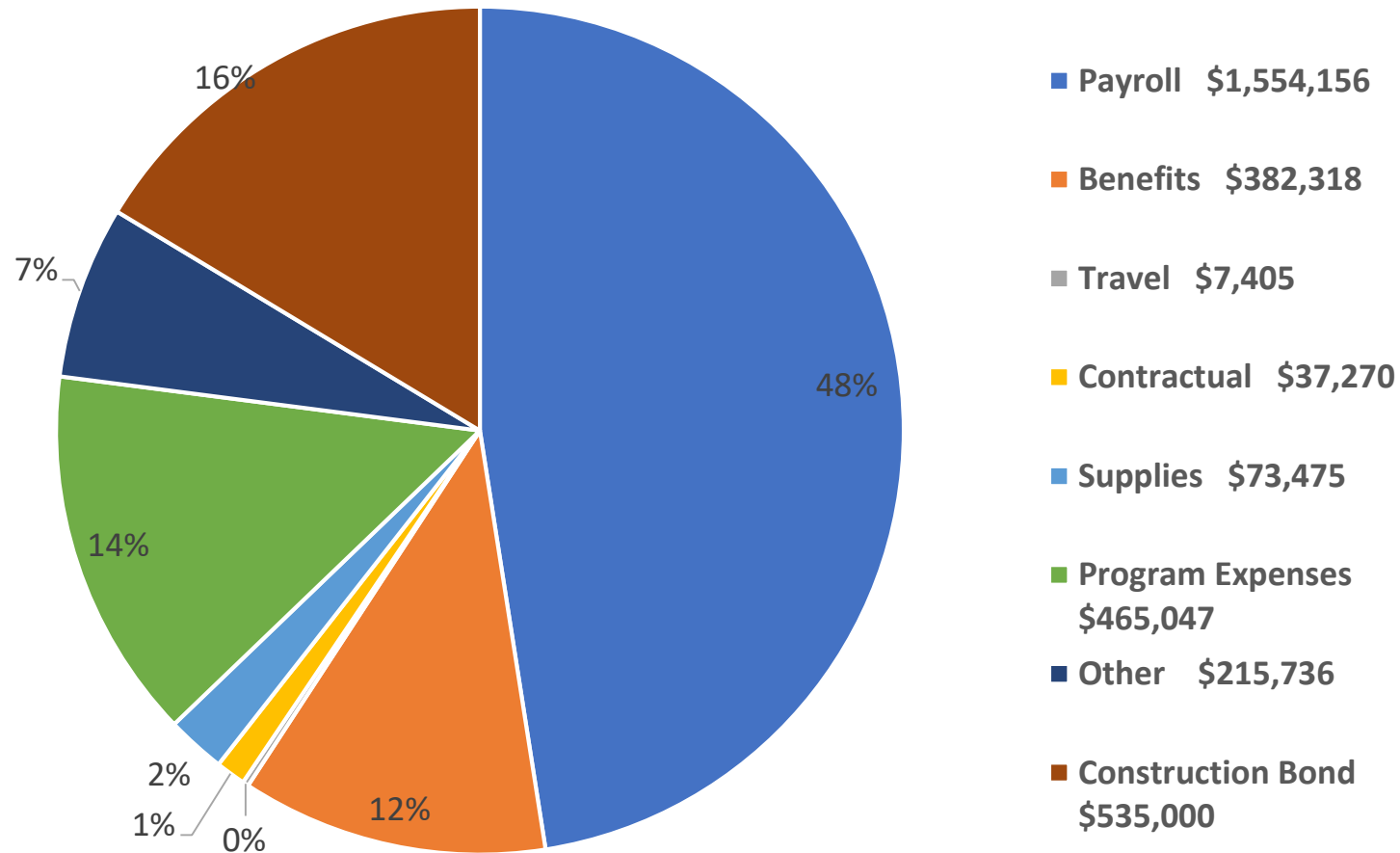
**Excluding the Community Center Expansion Bond –
Recreation recovers 65% of Operating Costs.**

Fiscal Year 2020 Budget



FY 2020 General Fund – Expenses: Recreation

Recreation - Allocation of Expense Categories



Fiscal Year 2020 Budget



FY 2020 General Fund – Capital Projects: Recreation

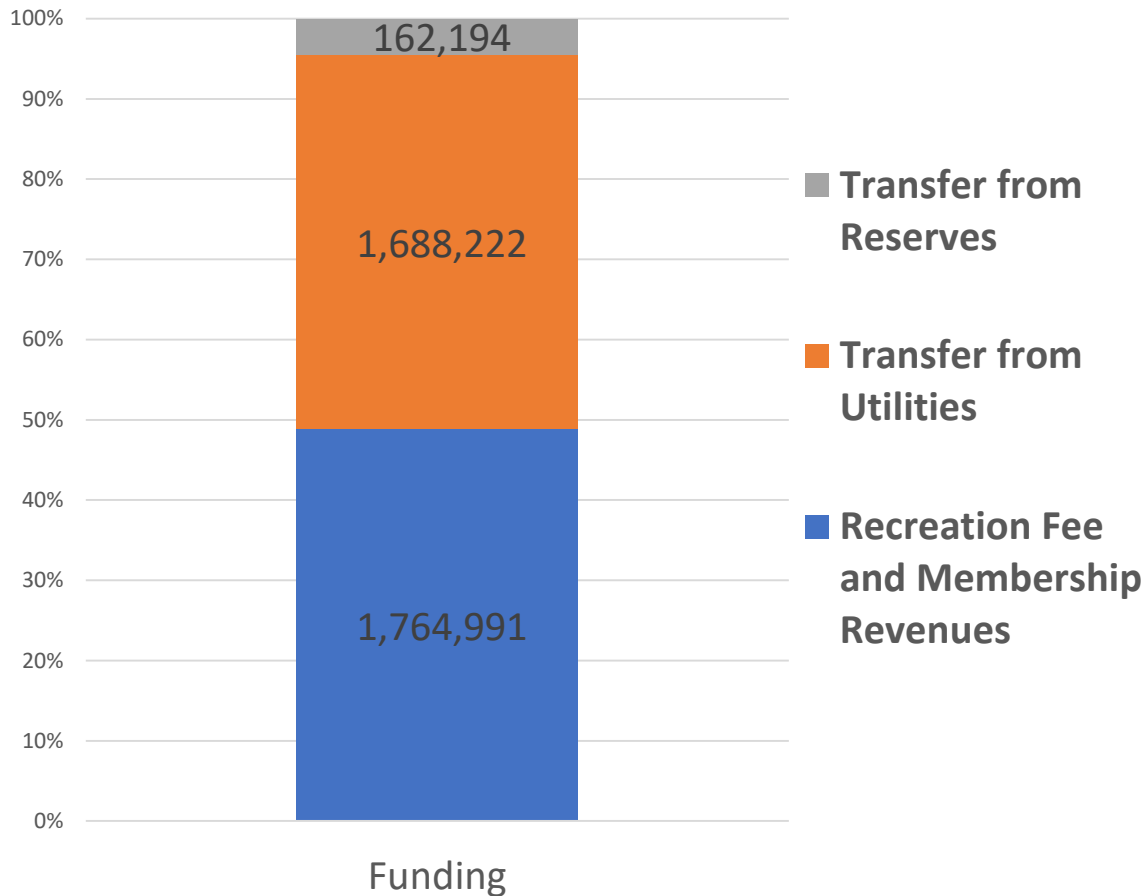
Fiscal Year 2020 Recreation New Capital Projects

<u>Project</u>	<u>Location</u>	<u>Estimated Cost</u>
Amphitheatre Design	Community Park	\$30,000
Design New Trail	Highland Horizon	\$15,000
Trail Head Lighting	Shirley McDonald Park	\$25,000

Fiscal Year 2020 Budget



FY 2020 General Fund – Funding Recreation



**Recreation
Operating Expenses
\$3,010,407**

**Construction Bond
Payment
\$535,000**

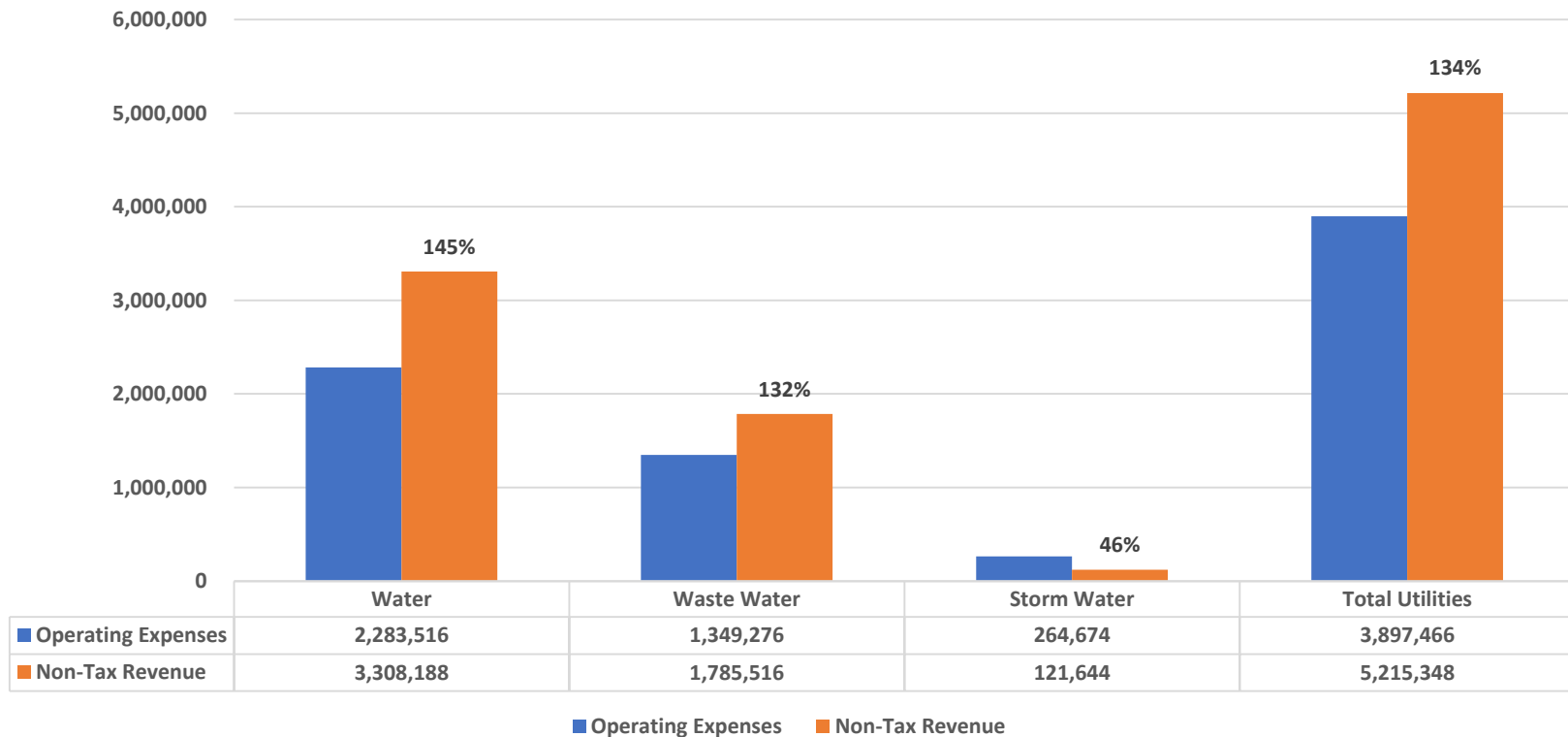
**Capital Projects
\$70,000**

TOTAL \$3,615,407

Fiscal Year 2020 Budget

FY 2020 General Fund – Expenses: Utilities

Utility Rates- Funding Utility Services

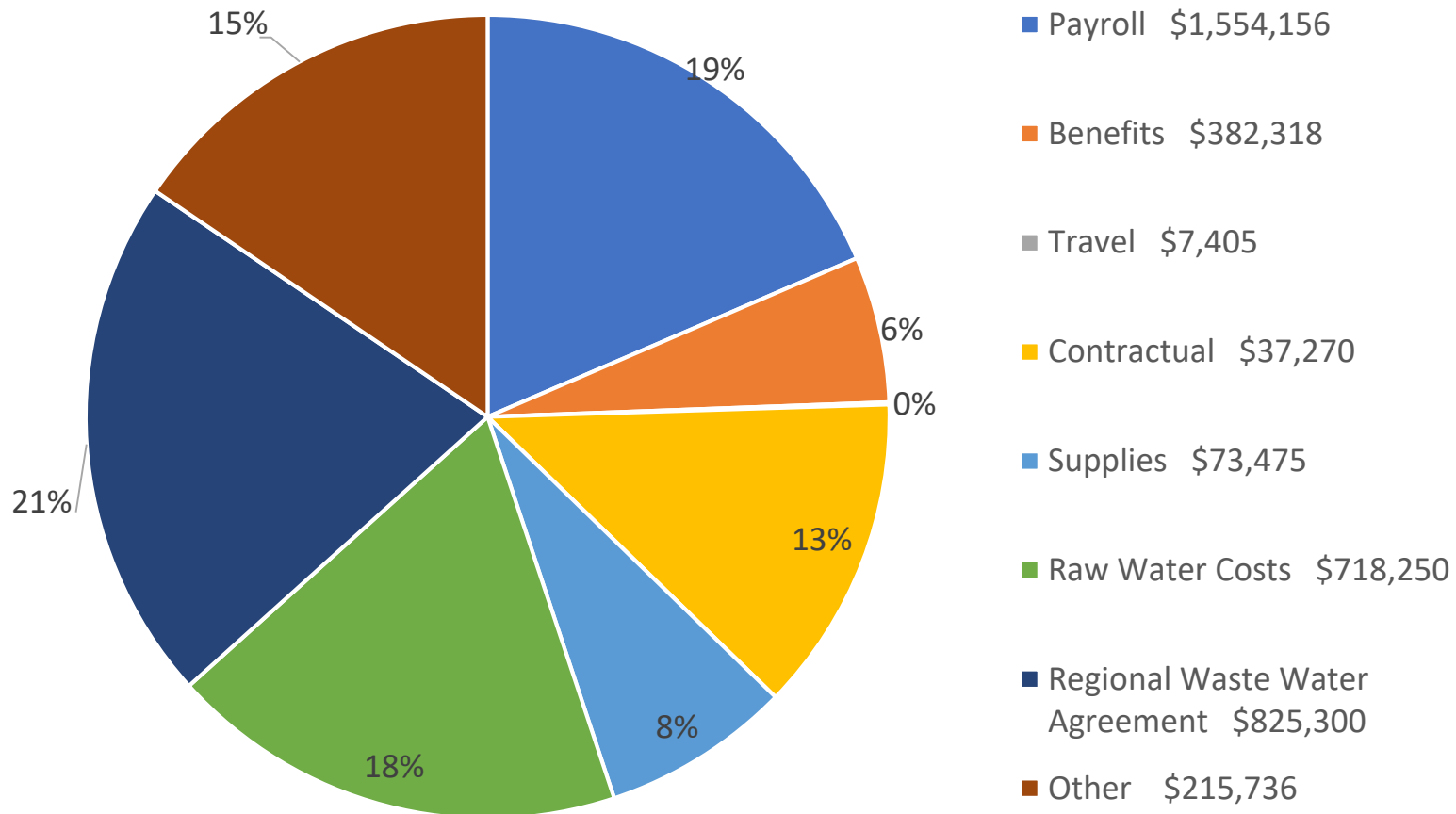


**Before Capital Costs and Recreation Funding
Utilities recovers 134% of operating Costs.**

Fiscal Year 2020 Budget

FY 2020 General Fund – Expenses: Utilities

Utilities - Allocation of Expense Categories



Fiscal Year 2020 Budget



FY 2020 General Fund – Capital Projects: Utilities

Fiscal Year 2020 Utilities New Capital Projects

<u>Project</u>	<u>Location</u>	<u>Estimated Cost</u>
Replace Aged Vehicles	Various	\$75,000
Replace Air Compressors	Water Facility	\$45,000
Replace Lab Equipment	Water Facility	\$17,000
Replace Air Valve Controllers	Intake	\$37,000
Replace Woods Lift Station	Woods Greenbelt	\$650,000
Zebra Mussel Mitigation	Intake	\$915,000
(up to \$1.3 million)		

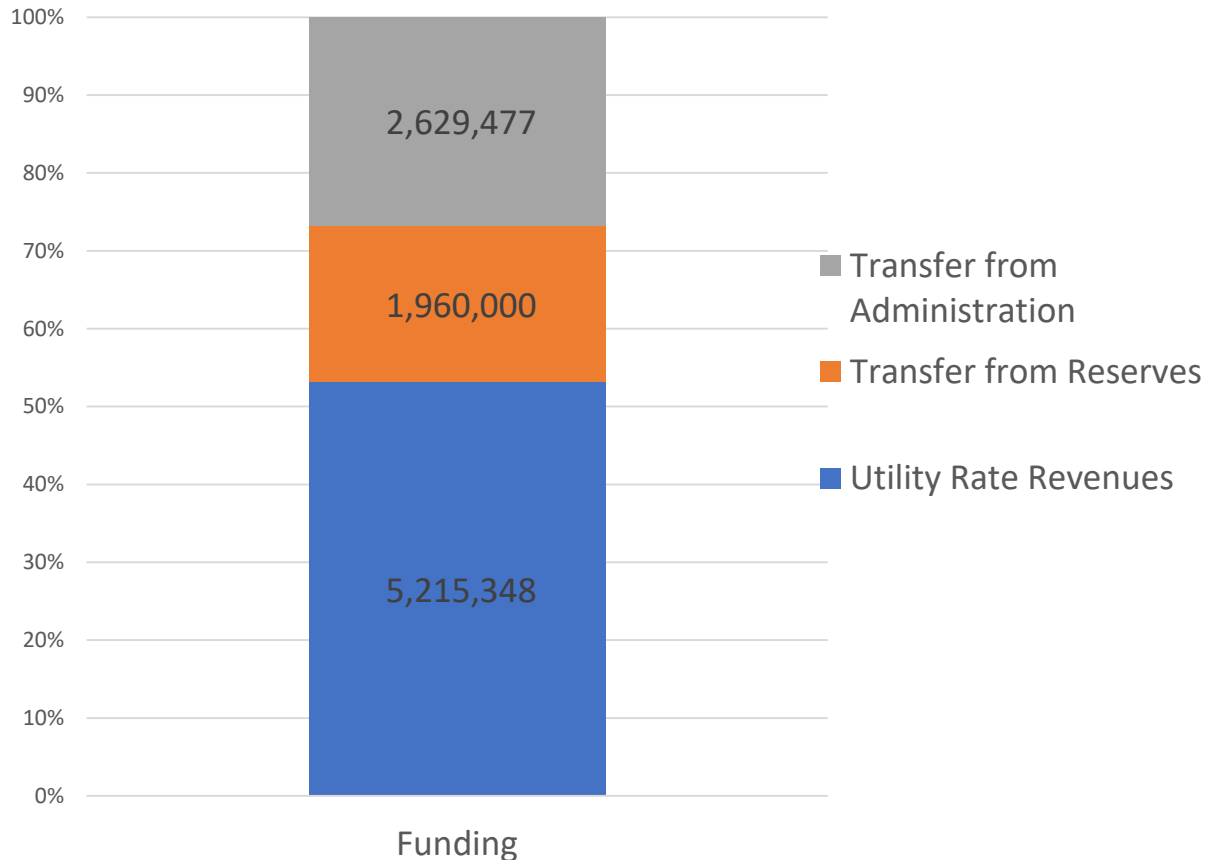
Fiscal Year 2020 Utilities Ongoing Capital Projects

<u>Project</u>	<u>Location</u>	<u>Estimated Cost</u>
Renovation of Maintenance Yard	Maintenance Yard at Great Oaks	\$2,000,000
Inspections - Utility relocates	Hairy Man Road	\$16,000
Lift Station Repairs	Cat Hollow	\$90,000
Improvements to Water Quality Ponds	Sendero Springs	\$85,000

Fiscal Year 2020 Budget



FY 2020 General Fund – Funding Utilities



**Utility
Operating Expenses -
\$3,897,466**

**Recreation Transfer
\$1,688,222**

**Capital Projects
\$3,930,000**

**Transfer to Reserves
\$289,137**

TOTAL \$9,804,825

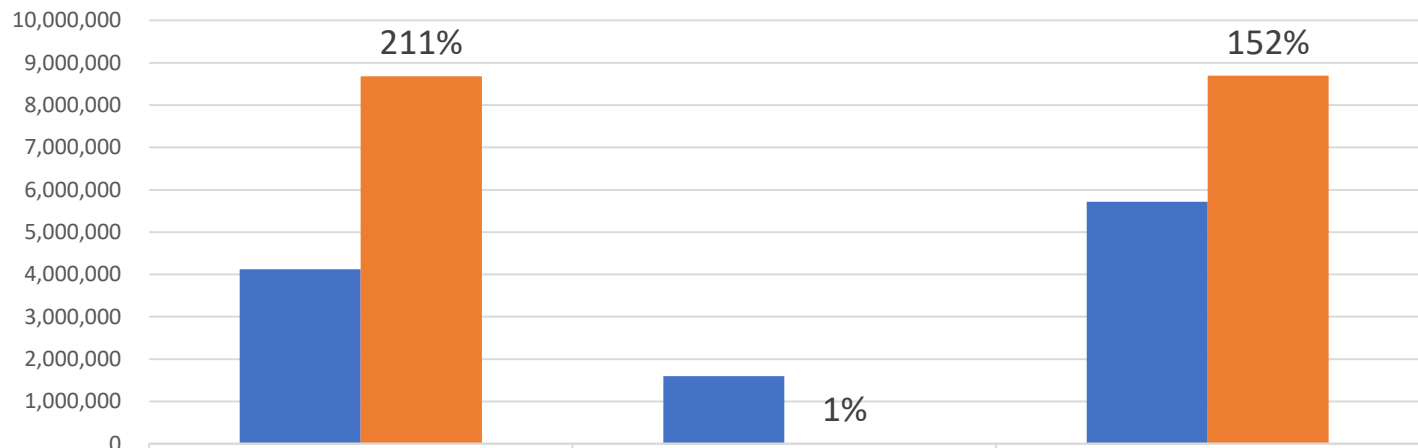
Fiscal Year 2020 Budget



FY 2020 General Fund

Expenses: Administration and Maintenance

Utility Rates- Funding Administration and Maintenance Services



Operating Expenses	4,118,957	1,600,475	5,719,432
Revenue	8,680,809	14,000	8,694,809

■ Operating Expenses ■ Revenue

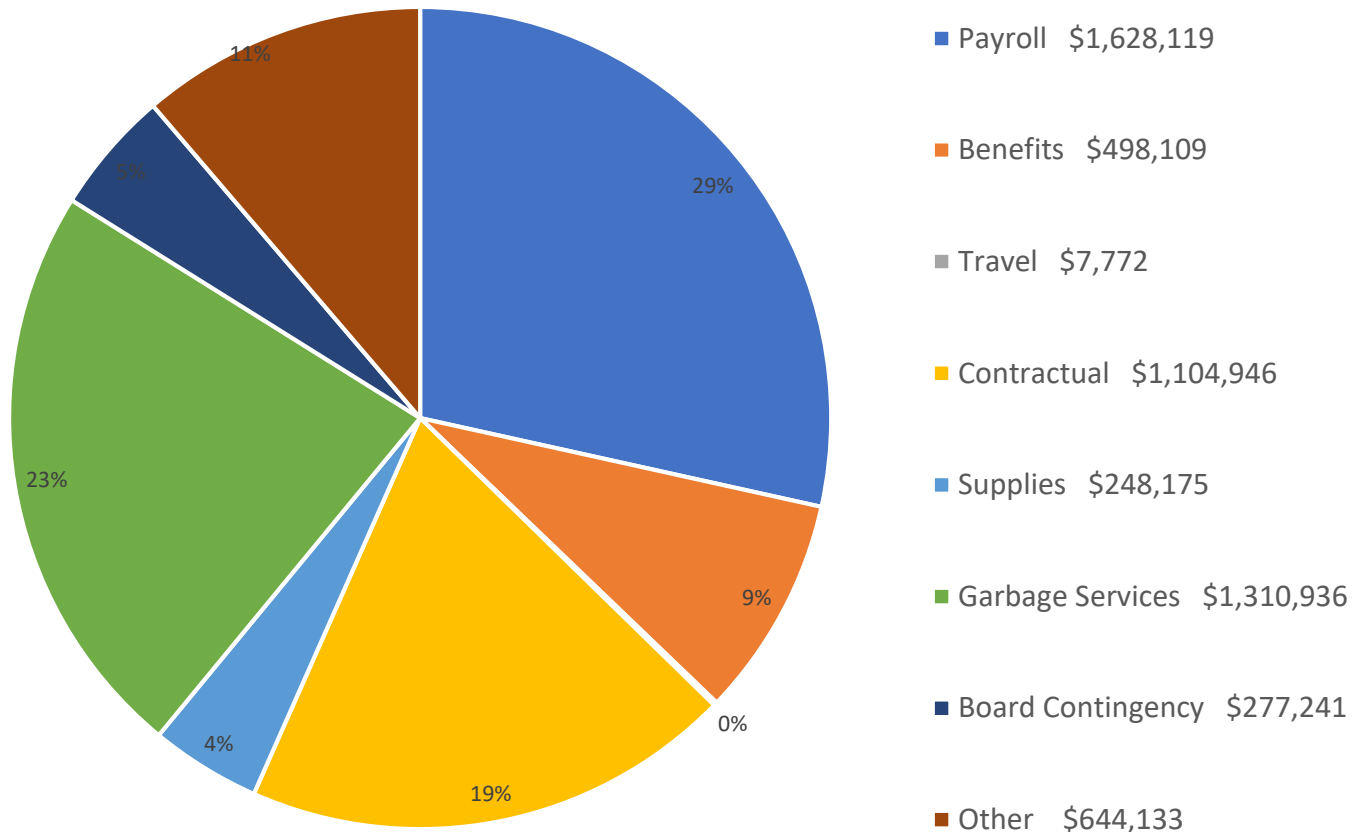
Before Capital Costs and Utility Funding – Administration and Maintenance recovers 152% of operating costs. Total operating tax revenues are \$6.9 million.

Fiscal Year 2020 Budget

FY 2020 General Fund

Expenses: Administration and Maintenance

Administration and Maintenance - Allocation of Expense Categories



Fiscal Year 2020 Budget



FY 2020 General Fund

Capital Projects: Administration and Maintenance

Fiscal Year 2020 Administration and Maintenance New Capital Projects

<u>Project</u>	<u>Location</u>	<u>Estimated Cost</u>
Replace Playground Equipment	Cat Hollow Park	\$500,000
Amphitheatre Design	Community Park	\$30,000
Design New Trail	Highland Horizon	\$15,000
Resurface Parking Lot	Highland Horizon Park	\$24,000
Trail Head Lighting	Shirley McDonald Park	\$25,000
Add Turn-Around to Parking	Community Park	\$80,000
Replace Soccer Goals	Community Park	\$7,000
Replace Park Restroom Equipment	Creekside Park	\$25,000
Replace Irrigation System	North Park	\$7,500
Resurface Sport Court	Pepper Rock Park	\$7,000

Fiscal Year 2020 Administration and Maintenance Ongoing Capital Projects

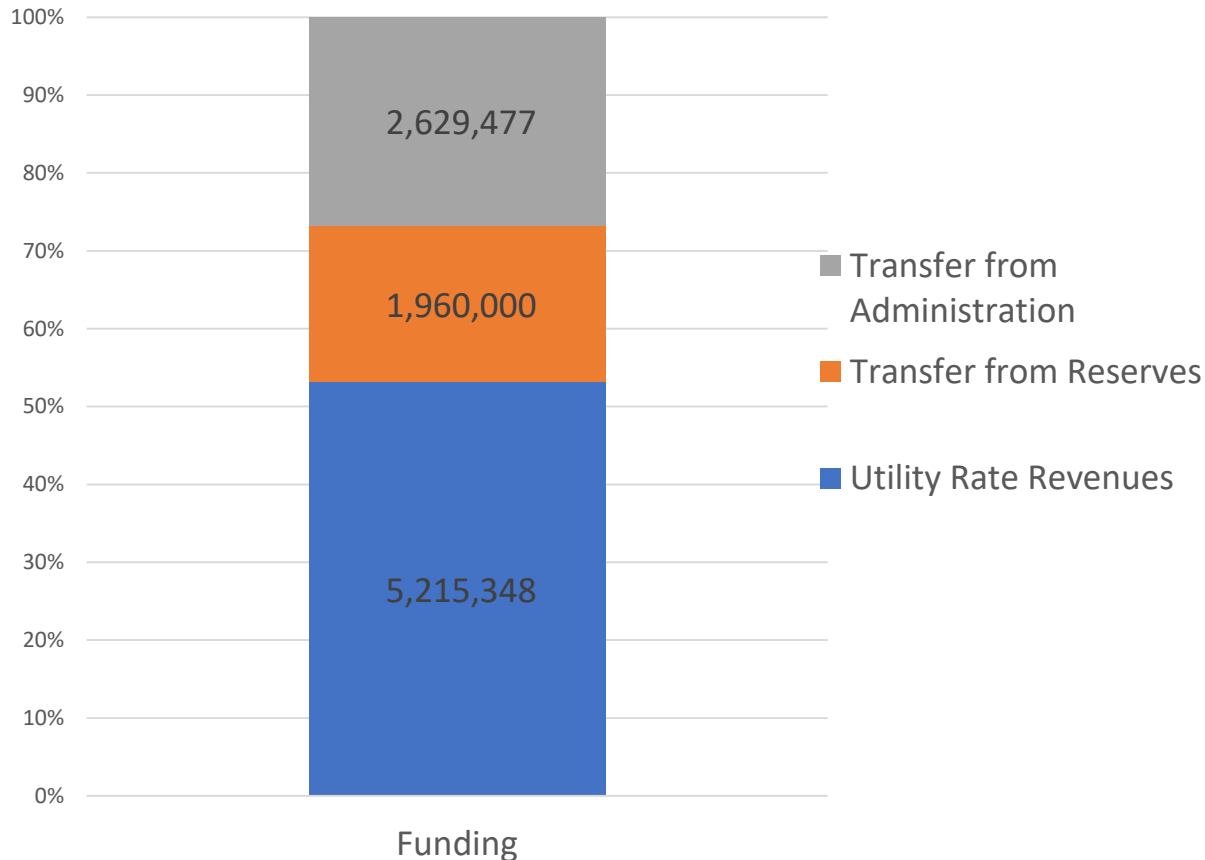
<u>Project</u>	<u>Location</u>	<u>Estimated Cost</u>
Trail Improvements	Community Park	\$300,000
Replace Playground Equipment	Community Park	\$1,000,000
Expand Restrooms	Cat Hollow Park	\$365,000
Replace Park Sign	Cat Hollow Park	\$45,000

Fiscal Year 2020 Budget



FY 2020 General Fund

Funding Administration and Maintenance



***Administration
Operating Expenses
\$4,118,957***

***Maintenance
Operating Expenses
\$1,600,475***

***Utility Transfer
\$2,629,477***

***Capital Projects
\$2,886,698***

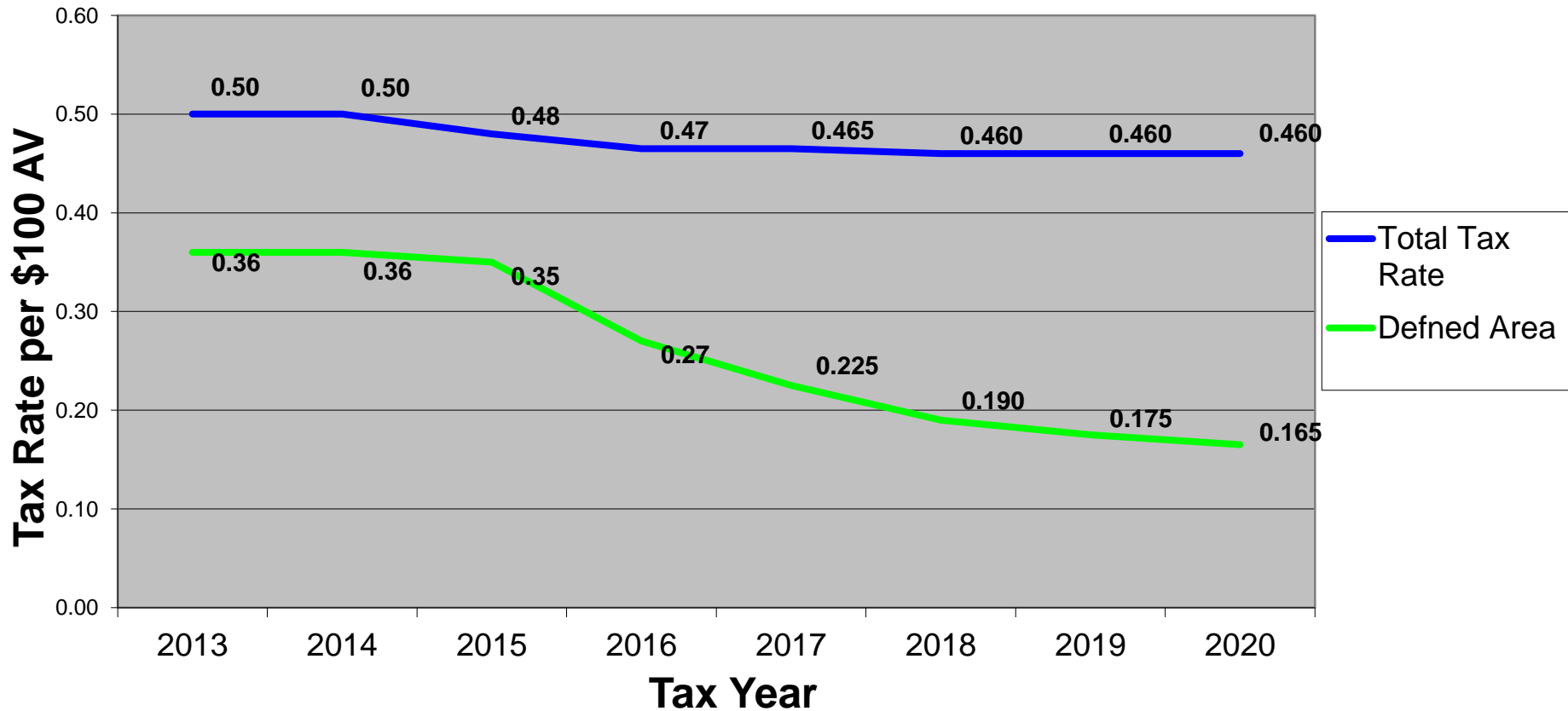
Total \$11,235,607

Fiscal Year 2020 Budget

Revenues – Tax Rates



Brushy Creek MUD Tax History

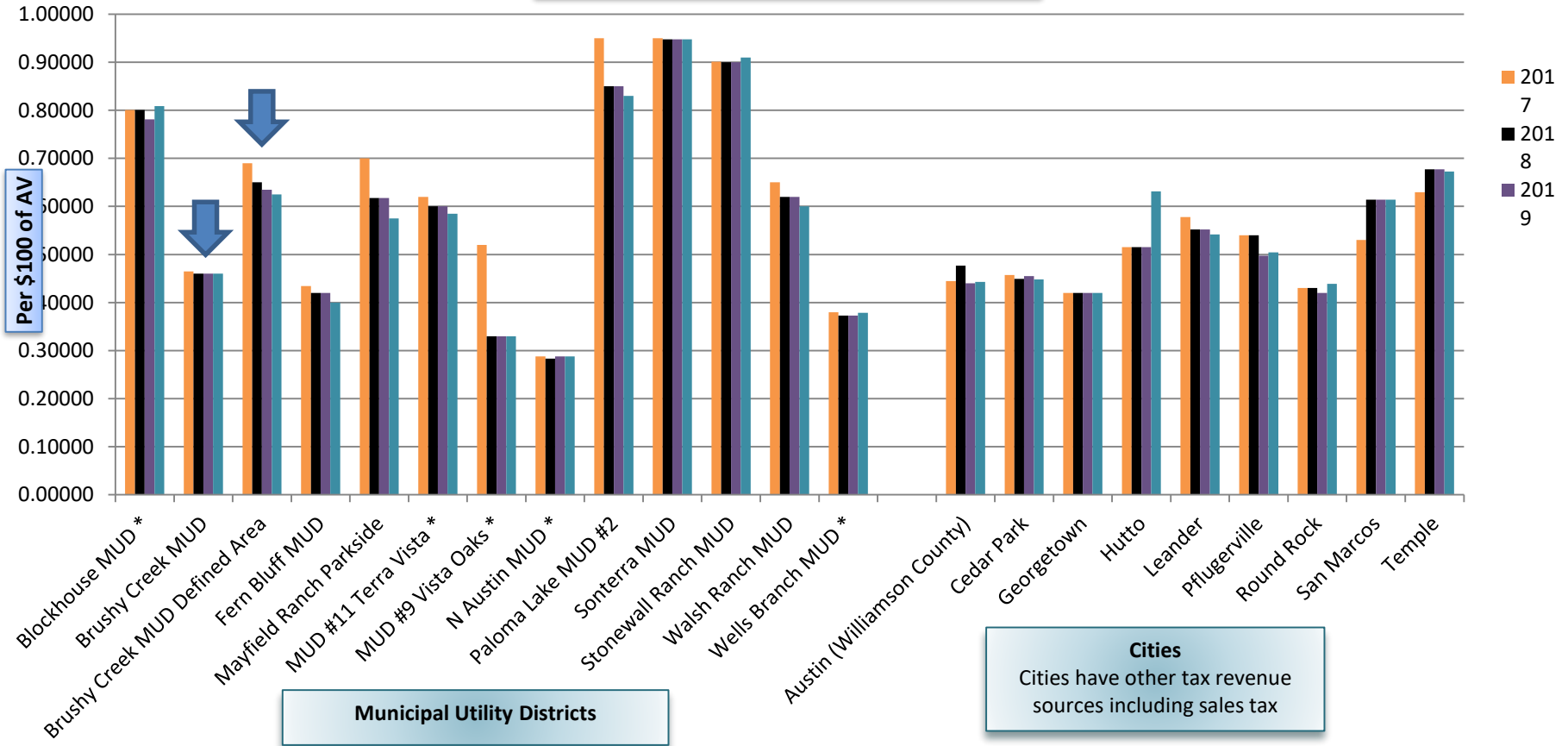


Fiscal Year 2020 Budget



Revenues – Tax Rates

4-Year Comparison of Local Tax Rates

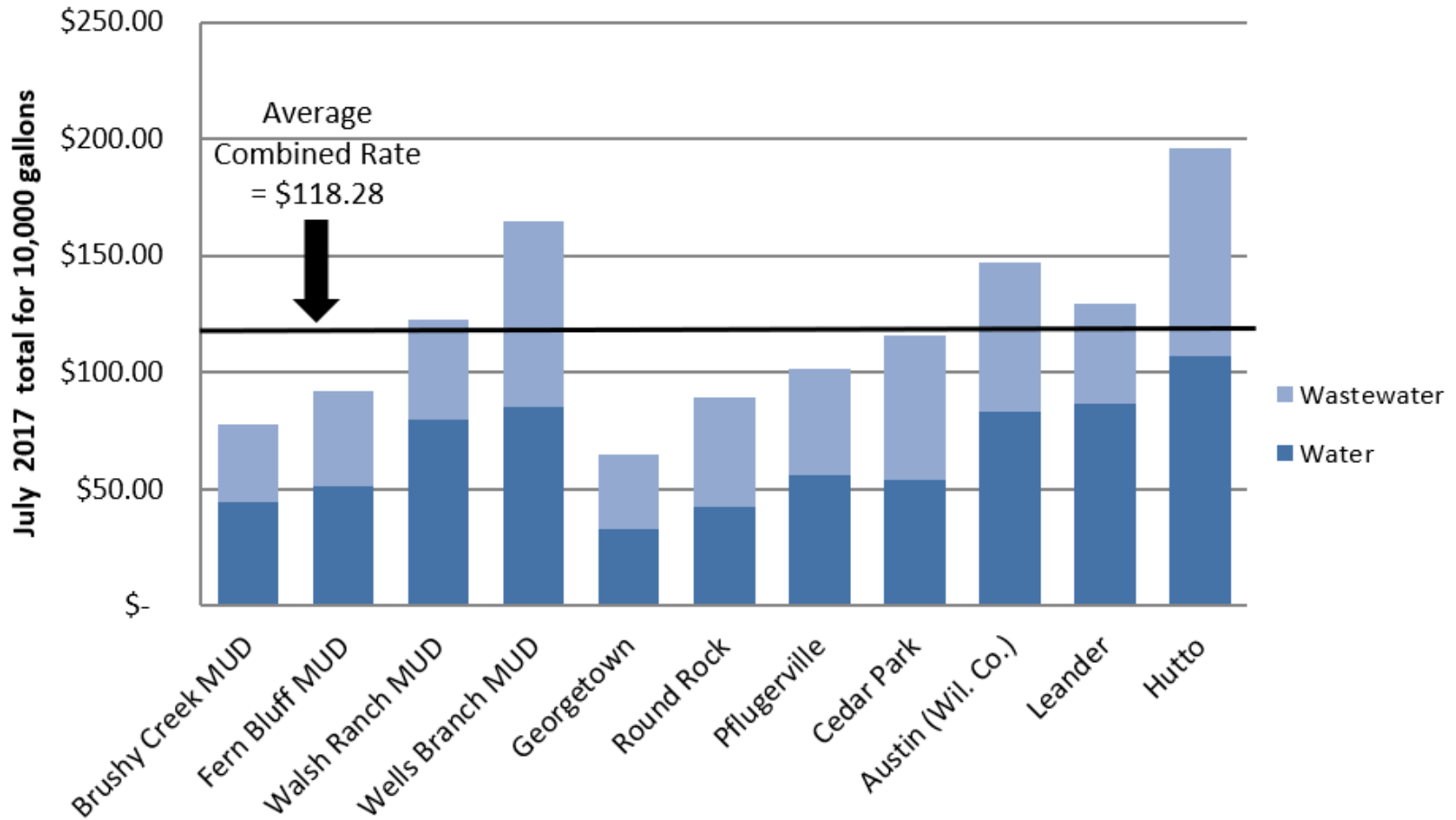


Fiscal Year 2020 Budget

Revenues – Utility Rates



Comparison of Local Utility Rates

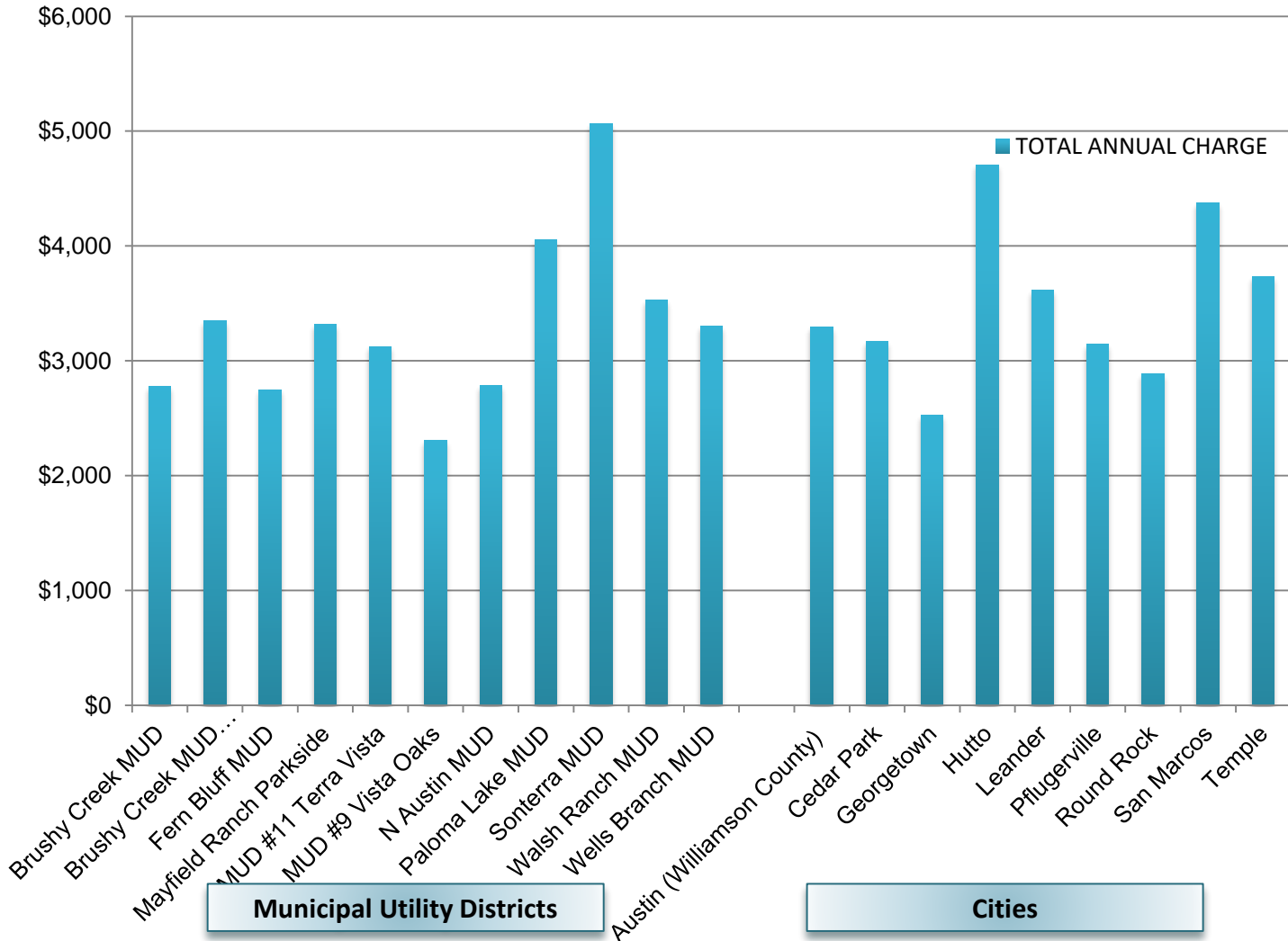


Fiscal Year 2020 Budget

Revenues – All Charges



TOTAL ANNUAL FEES and CHARGES



Annual charge includes Property Tax, Water, Sewer, Drainage, and Sanitation paid by a resident with BCMUD average home taxable value

Municipal Utility Districts

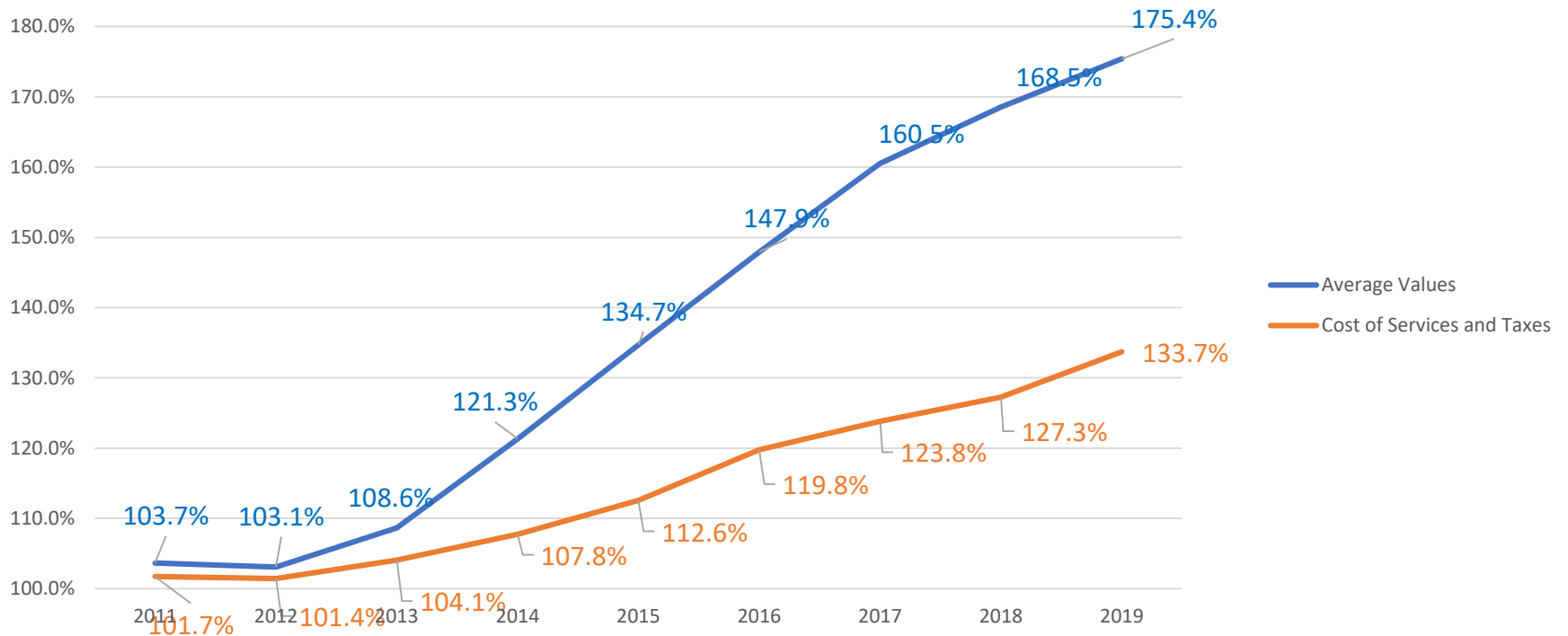
Cities

Fiscal Year 2020 Budget

Revenues



Cost of Services compared to Average Values





Financial Planning

Expenses – Utility Rates

- Non-capital operating costs for water treatment and distribution increased by 16% from 2008 to 2017 (\$1.83 million to \$2.114 million)
- Of that \$285,000 increase, \$272,000 was for raw water contract and utilities

Cost Saving Measures

- Reduced water loss from 28% to 7%
- Aggressive bidding, i.e. chemical cost in 2008 was \$197,000. In 2018 budget, \$90,000.
- Sold Brushy Bend System
- Internal borrowing for Brushy Creek North waterline project saved over \$1.5 million in interest costs
- Added ground water
- Funding Capital and one-off expenses with reserves
- Better maintained system reduces deferred maintenance or capital costs
- Using impact fees to supplement revenues

Financial Planning

Expenses – Utility Rates

- In financial model, non-capital costs for water treatment and distribution will increase by 4.5% through 2021
- Impact fee revenue is reduced to \$0
- No new customers – District has reached build-out
- Source of revenues is in rates
- Rate Study indicated expenses could support 10% increase in Water rates
- Waste Water Rates were supporting expenses
- Board of Director's Goals
 - Use other funds to lessen impact and spread any increase over several years
 - Based on current information, the new rates plus other funds should support expenses for the next 7 to 10 years

Financial Planning

Revenues – Utility Rates



Water and Waste Water Rates

Water Rates - based on 5/8" meter

In District - Existing

Base Rate	\$14.00	
Winter Rate	\$2.10	Per 1,000 gallons
Summer Rate	\$2.75	Per 1,000 gallons

In District - March 2018 Increase

Base Rate	\$14.50	
Winter Rate	\$2.17	Per 1,000 gallons
Summer Rate	\$2.85	Per 1,000 gallons

In District - March 2020 Increase

Base Rate	\$15.00	
Winter Rate	\$2.25	Per 1,000 gallons
Summer Rate	\$2.95	Per 1,000 gallons

Waste Water Rates - based on 5/8" meter

In District

Base Rate	\$6.00	
Volumetric Rate	\$2.70	Per 1,000 gallons

In District - NO CHANGE

Base Rate	\$6.00	
Winter Rate	\$2.70	Per 1,000 gallons

In District - NO CHANGE

Base Rate	\$6.00	
Winter Rate	\$2.70	Per 1,000 gallons

Financial Planning

Revenues – Utility Rates

	Current Rates		March 2018 Rates		March 2020 Rates
Low Use Customer - Averages 3,000 gallons per month 36,000 gallons per year	\$ 420.60	+\$8.88	\$ 429.48	+9.12	\$ 438.60
Average Use Customer – Averages 10,250 gallons per month 123,000 gallons per year	\$ 462.94	+\$17.51	\$ 480.45	+16.97	\$ 496.21

HOW MUCH WATER CAN YOU BUY WITH \$1.50?

Cost	Retail Water	BCMUD Water
\$1.50	12 oz	69,000 oz





myBCWater

Utility Payment Portal



myBCWater FEATURES

Direct Access – YOU securely choose and edit your Credit Cards, Password, and Contact Information on your online account without staff involvement

Quick Pay – Make fast one-time payments without setting up an account
Set up automatic payments using a credit/debit card or a checking account

Account History – View your utility account in real-time and review payment history

Multiple Accounts – Manage multiple utility accounts under one username
View full account history from the connection date to present

Auto Pay – Set up automatic payments using a credit/debit card or a checking account

Water Usage – View your water and sewage usage history

Payment Methods – Add and save multiple payment methods to choose from

Questions?

- Fiscal Year 2020 Budget
- Financial Planning
- Water Rates



Brushy Creek Municipal Utility District

Fall
**TOWN
HALL**
Meeting

OCTOBER 3, 2019



TONIGHT until 8:00 pm

**Open
HOUSE**



Sign up for Winter Programs and Get a Membership!

- Gym Playtime with Inflatable Slide
- Tour the Community Center
- 25th Anniversary Hairy Man Festival Shirts ON SALE!
- Garden Tours with Rachel
- Rock Climbing Wall

25th Anniversary
Hairy Man Festival® SHIRTS
ONLY \$5 at the OPEN HOUSE!





Saturday, October 19
11:00 am - 6:00 pm
Cat Hollow Park
www.bcmud.org/HairyMan

Haunted House OPEN 2 Days



www.bcmud.org/HauntedHouse

2019 Technology Innovation Award Effective Water Loss Control

