

Brushy Creek Municipal Utility District



**TOWN HALL
MEETING**



OCTOBER 18, 2018

BOARD OF DIRECTORS



- **Shean Dalton, President**
Place 5
- **Donna B Parker, Vice-President**
Place 4
- **Rebecca Tullos, Treasurer**
Place 1
- **Kim Filiatrault, Secretary**
Place 3
- **Michael Tucker, Asst. Treasurer, Asst. Secretary**
Place 2

- Meetings 2nd & 4th Thursday of each month - Community Center
- Open to public
- Agendas, packet materials / minutes posted on website



PRESENTER

Mike Petter, General Manager

DISTRICT ADVISORY COMMITTEES



Parks & Recreation Committee

1st Monday of each month at 6:30pm

Community Center Committee

2nd Monday of every odd month at 6:30pm

Utilities Infrastructure Committee

3rd Monday Feb, April, Aug, Oct at 6:30pm

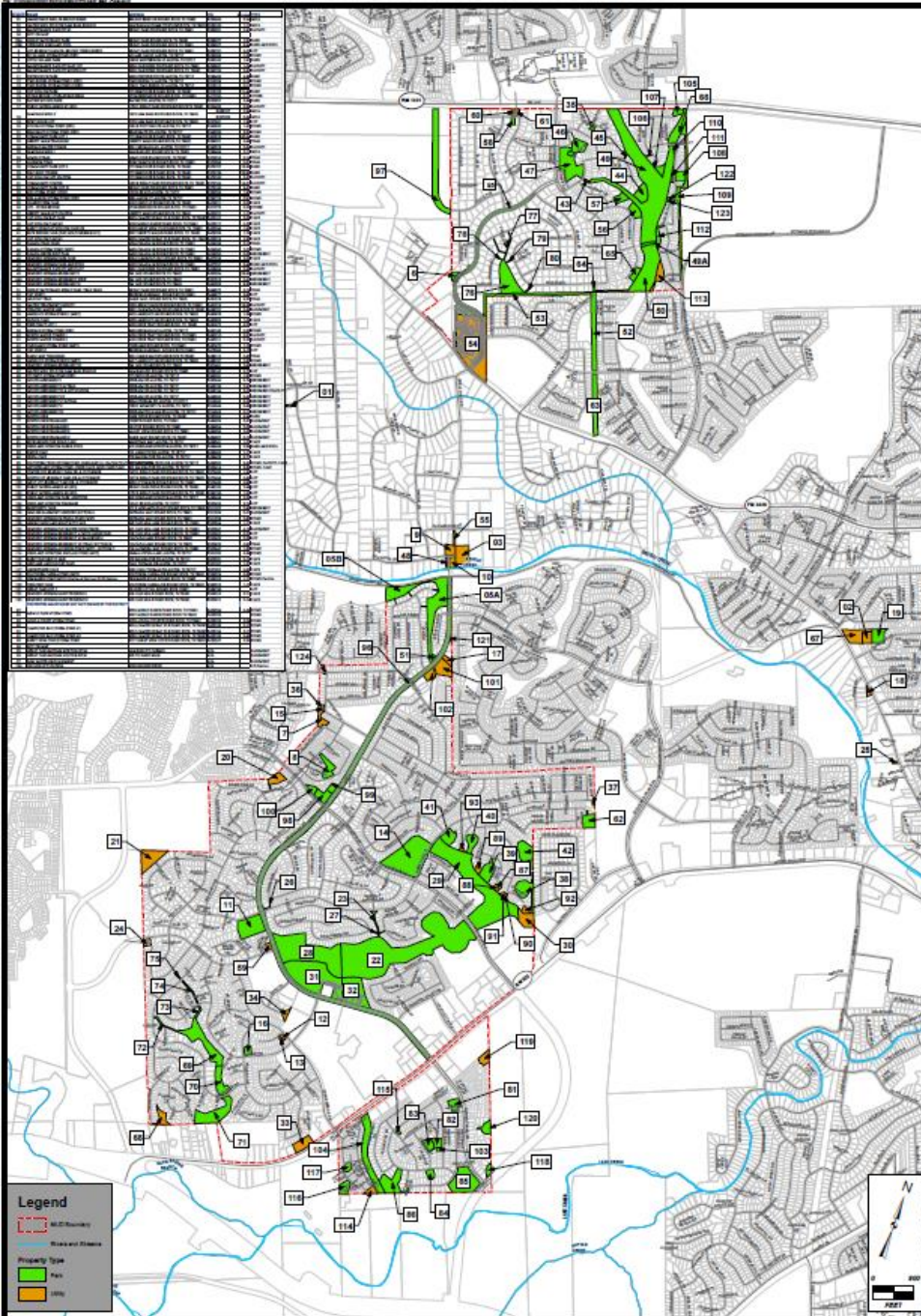
- Provide advice/make recommendations to Board
- Agendas & packet materials posted on website

MEETING AGENDA

- Brushy Creek Life
- Fiscal Year 2019 Budget
- Financial Planning
- Utility Rates

- ✓ Budgets/Financial Reports posted to bcmud.org – Administration
- ✓ Drought Contingency located at bcmud.org - Utilities

MAP OF BRUSHY CREEK



Goals 2018-2020



- 1. Diversified and Expanded Programming**
- 2. Branding and Awareness**
- 3. Service**
- 4. Regulatory and Management**
- 5. Partnerships**

Over 260 acres of Parks

NEWEST

2018 Sendero Valley Park



2011 Highland Horizon Pool & Park

Park Renovations

Latest

Pepper Rock Park



PARK RENOVATIONS



Shirley McDonald Park 2012



Cat Hollow Pavilion 2016

Cat Hollow Pool 2012



Creekside Pool 2017



Little Village Park 2011



Brushy Creek
Community Center
2017



Pepper Rock Park 2018

The Brushy Creek Life

Top 10 Best Places to Raise a Family in Texas



The Brushy Creek Life



Brushy Creek Municipal Utility District



The
Brushy
Creek
Life

Community Amenities
Category

JAN

Trout Fishing Derby
Snow Ball Dance

FEB

Mother Son Dance

MAR

Community Campout
Doggy 4K
Garden Day
BC's Got Talent

APR

Egg Hunt
April Pools Day
Teen MUD Race
Hawaiian Luau

MAY

BBQ Cook-Off
Summer Kick Off
Music in the Park

JUN

Daddy Daughter Dance
Sendero 5K
Movie in the Pool
4th & 5th Lock In
Night Out at the Rec

JUL

4th of July Parade
Music in the Park

AUG

Back 2 School Bash
Music in the Park
End of Summer Pool Party

SEP

Bat Fest
Music in the Park

OCT

Hairy Man Festival
Hairy Man 5K
Freaky Friday
Monster Mash
Teen Dodgeball

NOV

Senior Celebration
Recycling Day

DEC

Polar Bear Plunge
Arbor Day
Parents Shopping Day
Jingle 5K
Holiday in the Park



Snapshot of Brushy Creek Events



Municipal Utility District



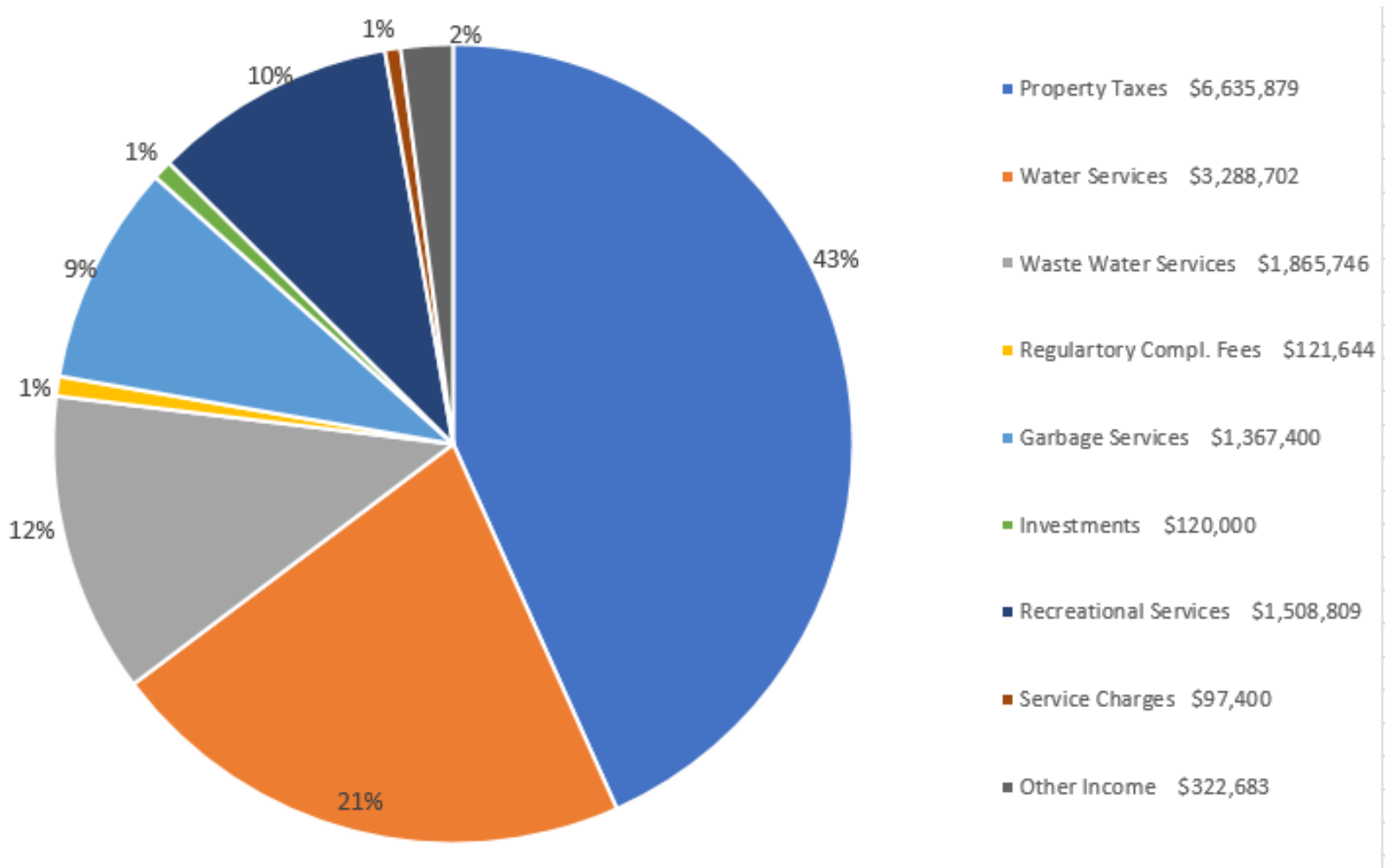


Fiscal Year 2019 Budget

Fiscal Year 2019 Budget



FY 2019 General Fund – Sources of Funding

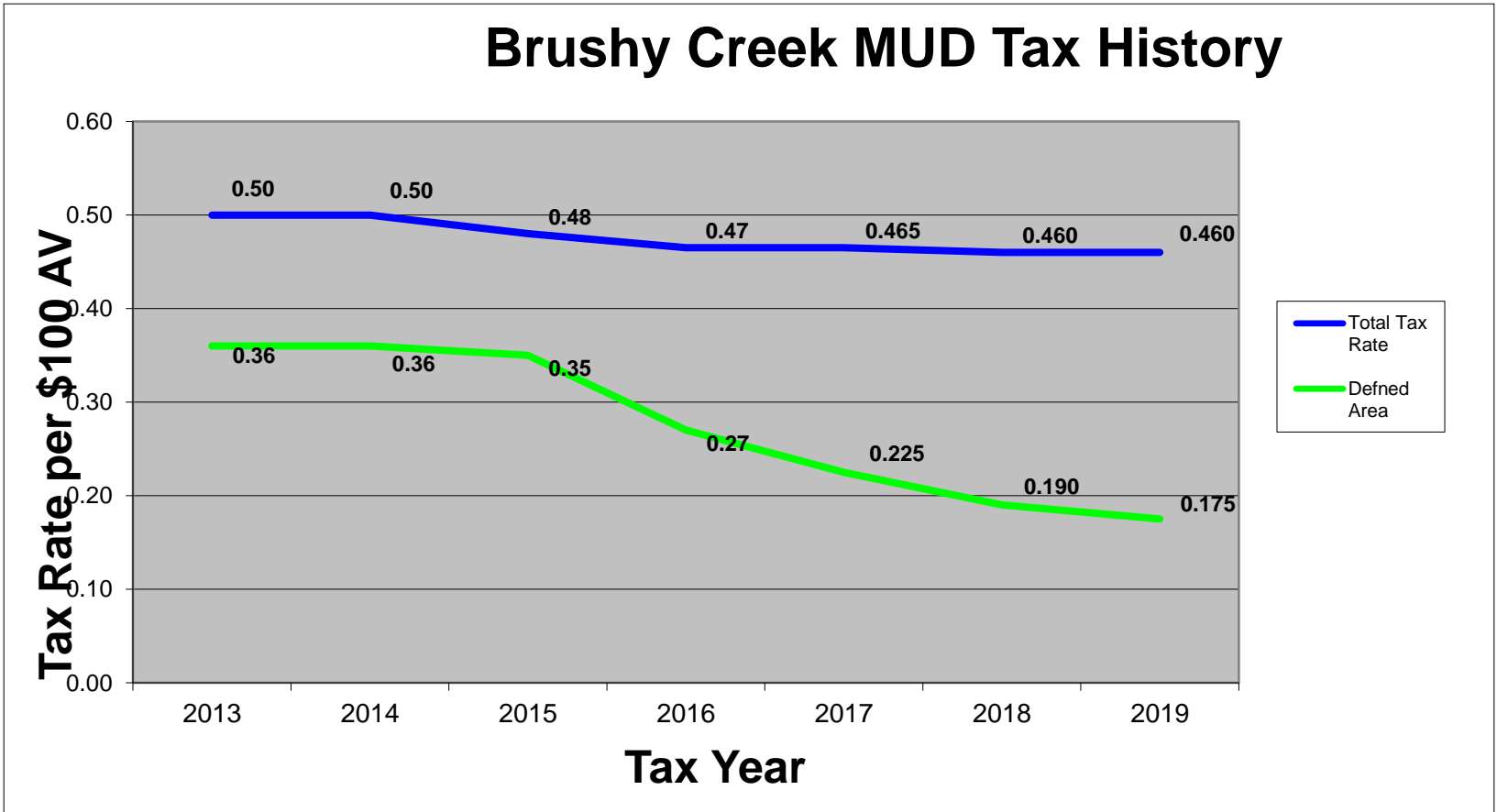


Fiscal Year 2019 Budget

Revenues – Tax Rates



Brushy Creek MUD Tax History



Fiscal Year 2019 Budget

Revenues – Tax Rates



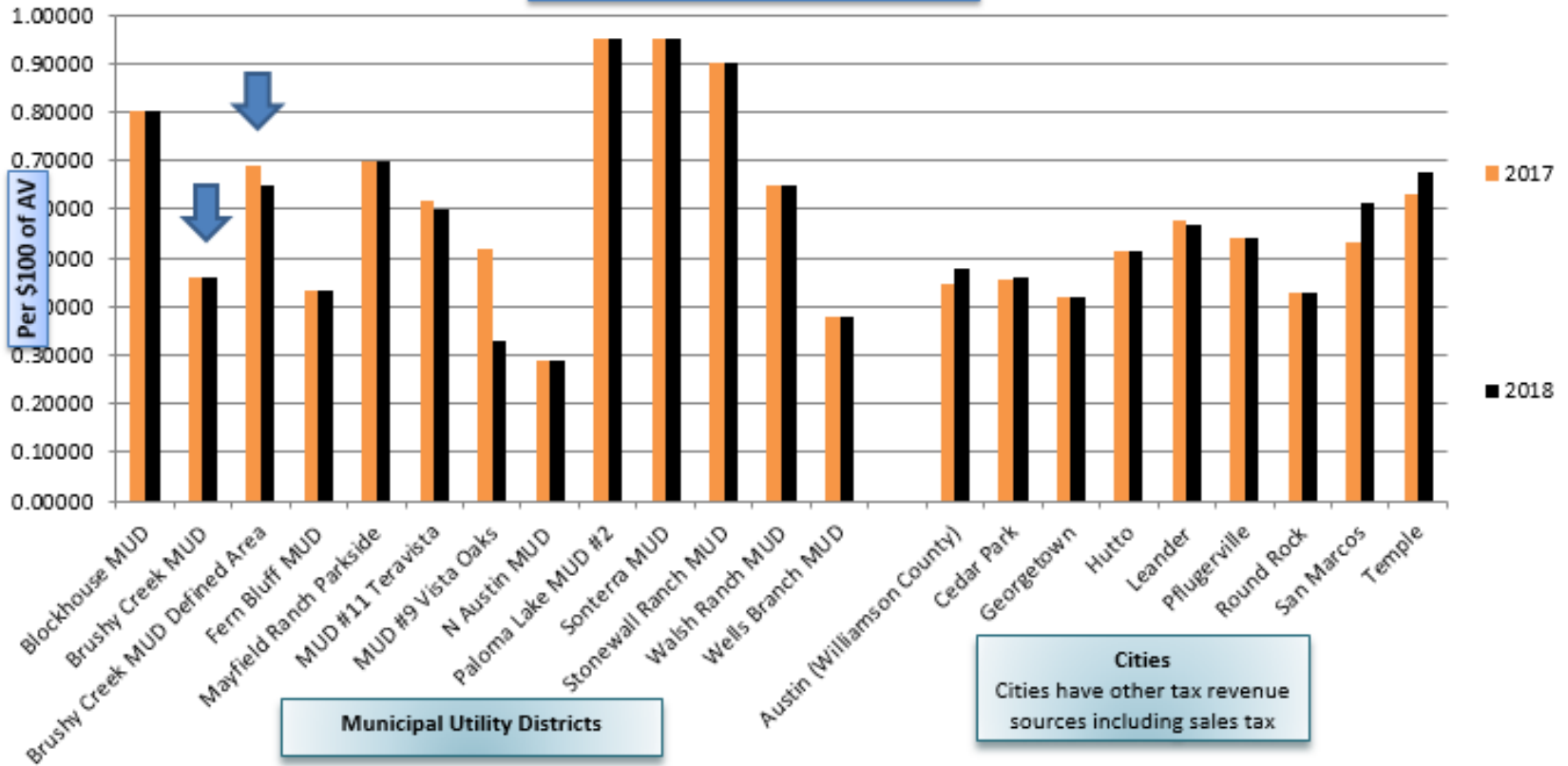
Tax Rates In the District	
Rates are per \$100 of value	
Williamson County Emergency Services District #2	0.10
Williamson County	0.459029
Austin Community College	0.1048
Round Rock ISD	1.3048
Upper Brushy Creek Water Control Improvement District	0.02
Brushy Creek MUD	0.46
Total Taxes	2.448629
Brushy Creek Defined Area	0.175
Total Taxes Defined Area	2.623629

Fiscal Year 2019 Budget

Revenues – Tax Rates



Comparison of Local Tax Rates

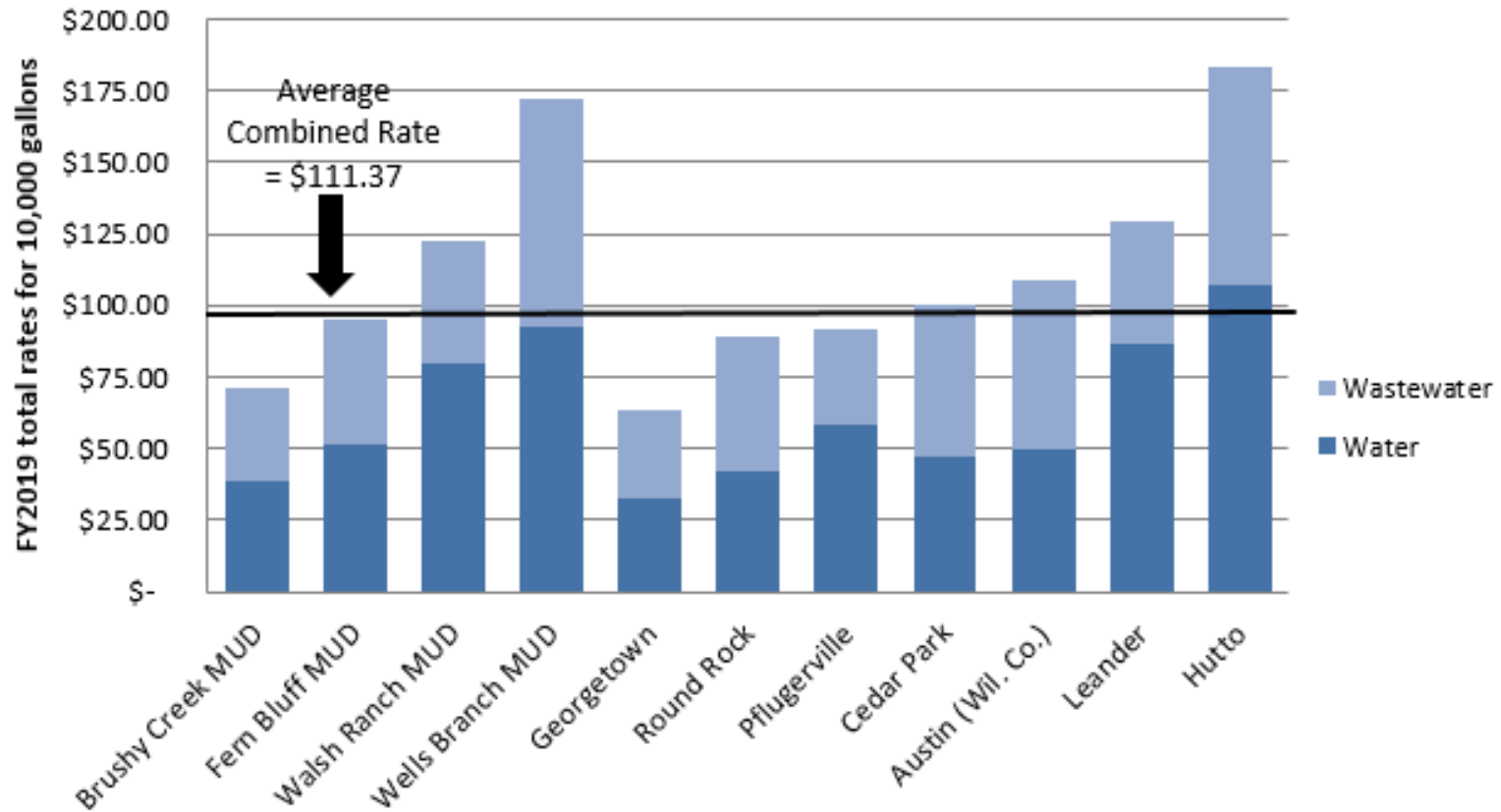


Fiscal Year 2019 Budget

Revenues – Utility Rates



Comparison of Local Utility Rates

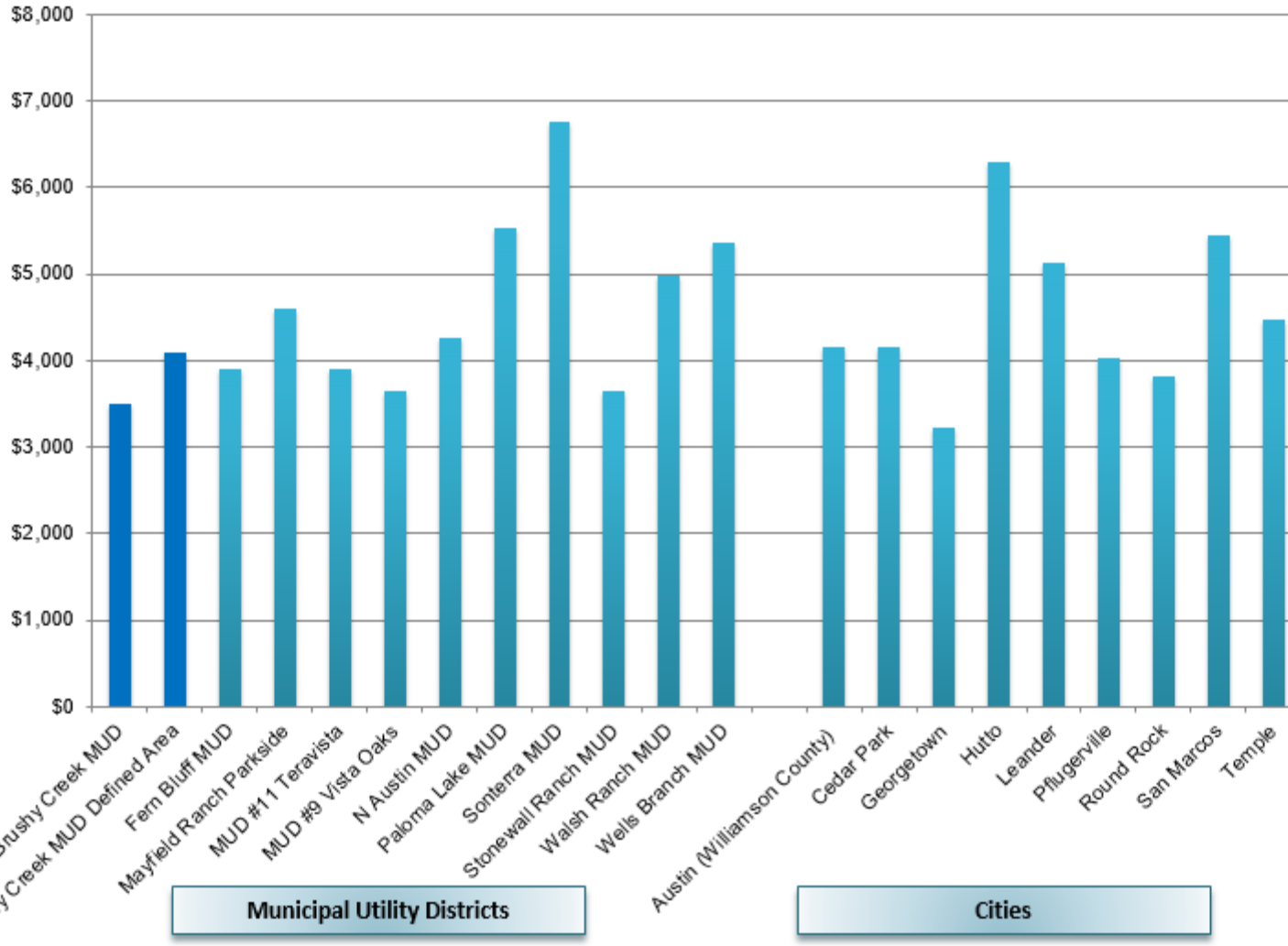


Fiscal Year 2019 Budget

Revenues – All Charges



TOTAL ANNUAL FEES and CHARGES



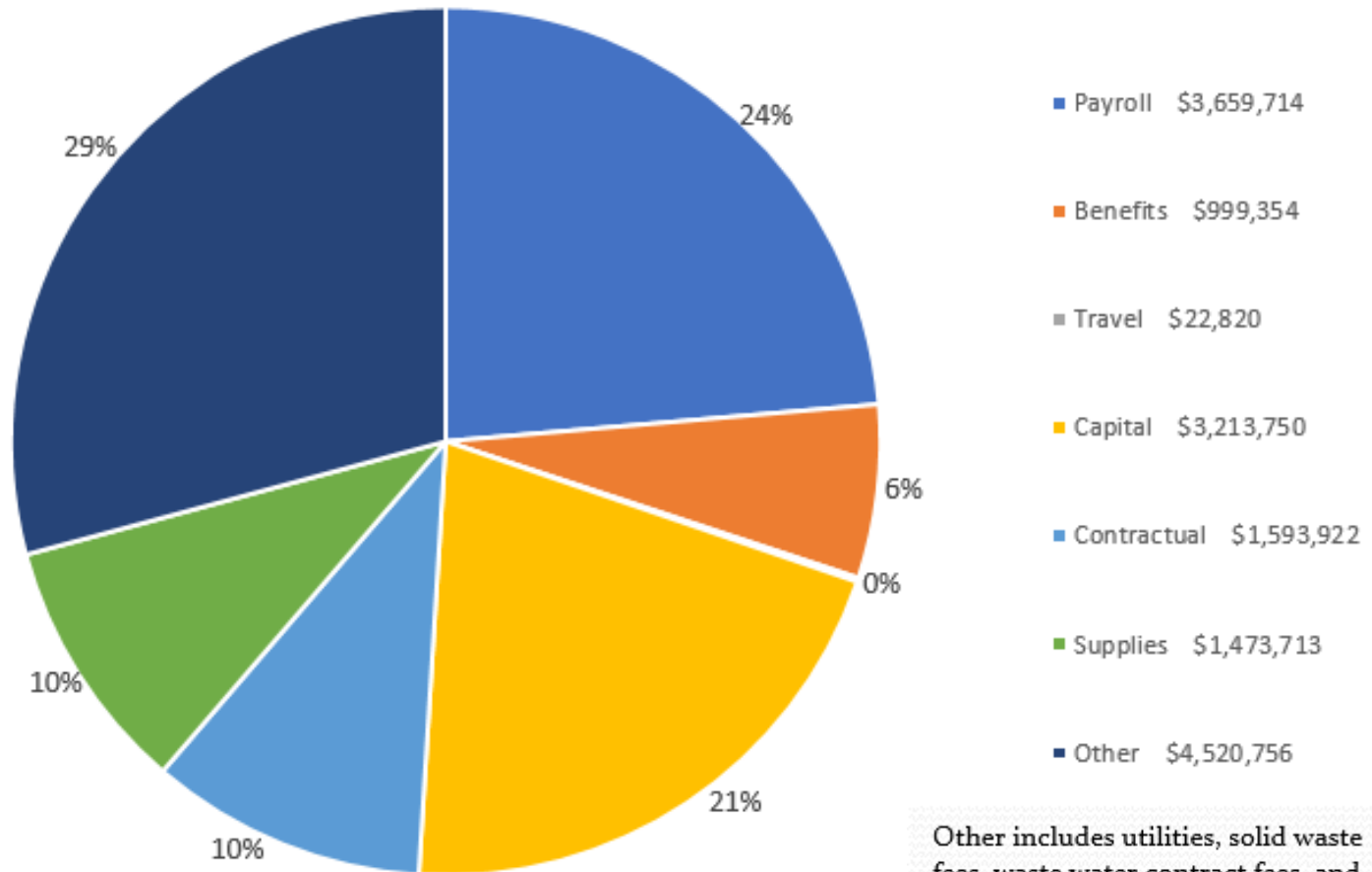
Annual charge includes Property Tax, Water, Sewer, Drainage, and Sanitation paid by a resident with BCMUD average home taxable value and average water

Municipal Utility Districts

Cities

Fiscal Year 2019 Budget

FY 2019 General Fund Expenses – By Category



Other includes utilities, solid waste fees, waste water contract fees, and revenue note debt payments.

Fiscal Year 2019 Budget



Special Projects and Capital Expenditures

Parks

Community Park Playground	\$1,000,000
Cat Hollow Park	\$ 281,000
Park & Pool Bathrooms	
Park Sign	
Resurface Basketball Court	
Community Center Garden Renovation	\$ 120,000
Community Park Trail improvements	\$ 300,000
Sendero Springs Pool Building expansion design	\$ 75,000

Fiscal Year 2019 Budget



Special Projects and Capital Expenditures

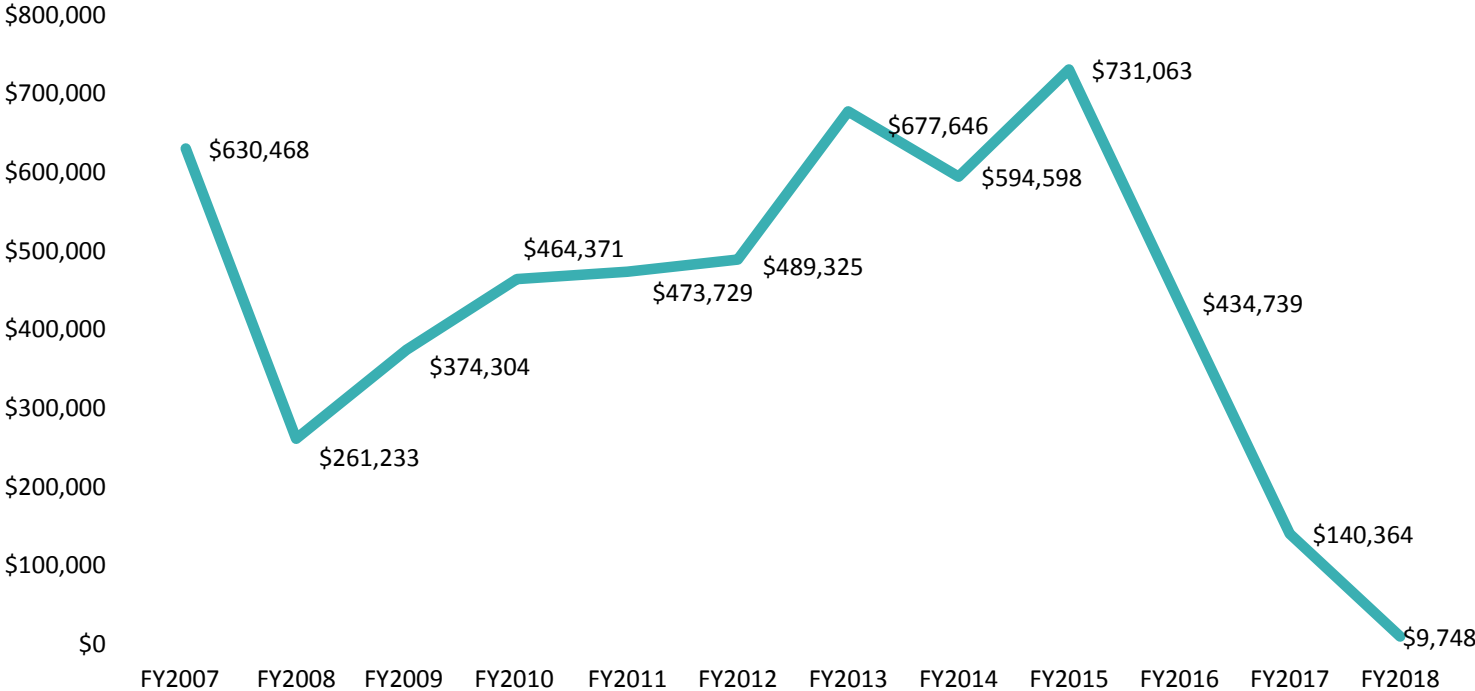
Utilities

Maintenance Yard Improvements	\$1,000,000*
Mapping Water Distribution system	\$ 25,000
Utility Asset Management Plan	\$ 60,000
Replace Commercial Meters	\$ 15,000
Clean and re-paint Clearwells at Water Facility	\$ 150,000
Replace pumps at Lake Georgetown intake	\$ 75,000
Lift Station Repairs	\$ 240,000
Filming sewer lines	\$ 150,000

Fiscal Year 2019 Budget



Brushy Creek Annual Water and Waste Water Impact Fee Revenues





Financial Planning

Revenues – Utility Rates

Water and Waste Water Rates

Water Rates – 5/8” meter

In District - Existing

Base Rate	\$14.00
Winter Rate	\$2.10 Per 1,000 gallons
Summer Rate	\$2.75 Per 1,000 gallons

(Last changed in 1999)

Wastewater Rates – 5/8” meter

In District

Base Rate	\$6.00
Volumetric Rate	\$2.70 Per 1,000 gallons

(Last changed in 2009)

A District residential customer using 10,000 gallons of water per month will pay for Water and Waste Water Service

	<u>Current</u>
Winter	\$68.00
Summer	\$74.50

Financial Planning

Expenses – Utility Rates



- Non-capital operating costs for water treatment and distribution increased by 16% from 2008 to 2017 (\$1.83 million to \$2.114 million)
- Of that \$285,000 increase, \$272,000 was for raw water contract and utilities.

Cost Saving Measures

- Reduced water loss from 28% to 7%
- Aggressive bidding, i.e. chemical cost in 2008 was \$197,000. In 2018 budget, \$90,000.
- Sold Brushy Bend System
- Internal borrowing for Brushy Creek North waterline project saved over \$1.5 million in interest costs
- Added ground water
- Funding Capital and one-off expenses with reserves
- Better maintained system reduces deferred maintenance or capital costs
- Using impact fees to supplement revenues

Financial Planning

Expenses – Utility Rates

- In financial model, non-capital costs for water treatment and distribution will increase by 4.5% through 2021
- Impact fee revenue is reduced to \$0
- No new customers – District has reached build out
- Source of revenues is in rates
- Rate Study indicated expenses could support 10% increase in Water rates
- Waste Water Rates were supporting expenses
- Board of Director's Goals
 - Use other funds to lessen impact and spread any increase over several years
 - Based on current information, the new rates plus other funds should support expenses for the next 7 to 10 years

Financial Planning

Revenues – Utility Rates



Water and Waste Water Rates

Water Rates - based on 5/8" meter

In District - Existing			
Base Rate	\$14.00		
Winter Rate	\$2.10	Per 1,000 gallons	
Summer Rate	\$2.75	Per 1,000 gallons	

(Last changed in 1999)

In District - Proposed March 2018			
Base Rate	\$14.50		
Winter Rate	\$2.17	Per 1,000 gallons	
Summer Rate	\$2.85	Per 1,000 gallons	

In District - Proposed March 2020			
Base Rate	\$15.00		
Winter Rate	\$2.25	Per 1,000 gallons	
Summer Rate	\$2.95	Per 1,000 gallons	

Waste Water Rates - based on 5/8" meter

In District			
Base Rate	\$6.00		
Volumetric Rate	\$2.70	Per 1,000 gallons	

(Last changed in 2009)

In District - NO CHANGE			
Base Rate	\$6.00		
Winter Rate	\$2.70	Per 1,000 gallons	

In District - NO CHANGE			
Base Rate	\$6.00		
Winter Rate	\$2.70	Per 1,000 gallons	

A District residential customer using 10,000 gallons of water per month will pay for Water and Waste Water Service

	<u>Current</u>		<u>March 2018</u>		<u>March 2020</u>
Winter	\$68.00	Winter	\$69.20	Winter	\$70.50
Summer	\$74.50	Summer	\$76.00	Summer	\$77.50

Financial Planning

Revenues – Utility Rates

	Current Rates		March 2018 Rates		March 2020 Rates
Low Use Customer - Averages 3,000 gallons per month 36,000 gallons per year	\$ 420.60	+\$8.88	\$ 429.48	+9.12	\$ 438.60
Average Use Customer - Averages gallons per month 123,000 gallons per year	\$ 462.94	+\$17.51	\$ 480.45	+16.97	\$ 496.21

HOW MUCH WATER CAN YOU BUY WITH \$1.50?

Cost	Retail Water	BCMUD Water
\$1.50	12 oz	69,000 oz



Brushy Creek Municipal Utility District



**OPEN HOUSE – TONIGHT UNTIL 8:00
HAIRY MAN FESTIVAL, 5K RUN, AND HAUNTED HOUSE
OCTOBER 20TH**



OCTOBER 18, 2018

Questions ?

- Fiscal Year 2019 Budget
- Financial Planning
- Water Rates



Town Hall Meeting – October 18, 2018 6:30 PM